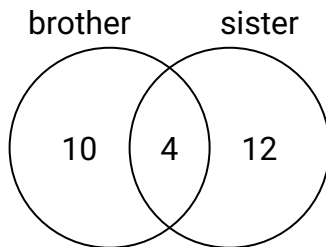




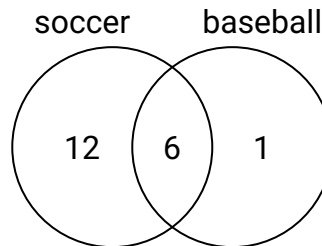
Use the diagram to solve each problem.

Answers

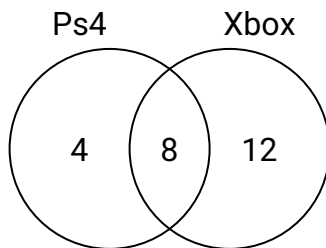
- 1) The diagram below shows the gender of students siblings.
How many students had only a sister?



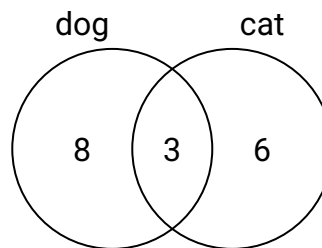
- 2) The diagram below shows the sports people watched.
How many people only watched soccer?



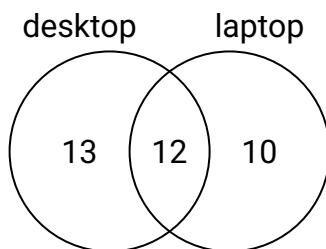
- 3) The diagram below shows the game consoles students owned.
How many people owned a Ps4?



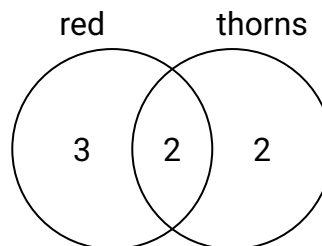
- 4) The diagram below shows the pets students in a class owned.
How many people had a dog?



- 5) The diagram below shows the types of computers students owned.
How many students owned a laptop computer?



- 6) The diagram below shows the attributes of flowers in a flower shop.
How many flowers only had thorns?

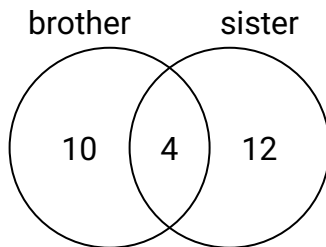


1. _____
2. _____
3. _____
4. _____
5. _____
6. _____

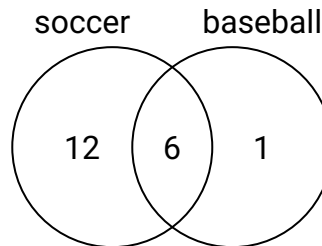


Use the diagram to solve each problem.

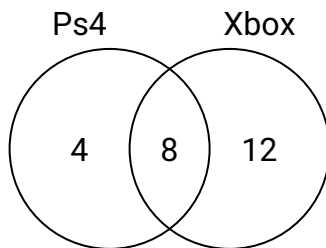
- 1) The diagram below shows the gender of students siblings.
How many students had only a sister?



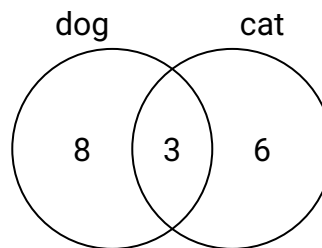
- 2) The diagram below shows the sports people watched.
How many people only watched soccer?



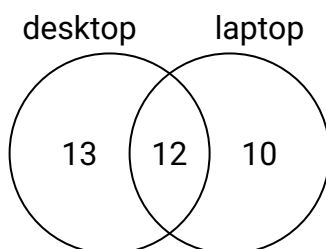
- 3) The diagram below shows the game consoles students owned.
How many people owned a Ps4?



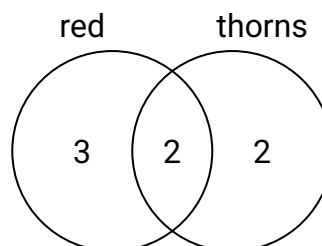
- 4) The diagram below shows the pets students in a class owned.
How many people had a dog?



- 5) The diagram below shows the types of computers students owned.
How many students owned a laptop computer?



- 6) The diagram below shows the attributes of flowers in a flower shop.
How many flowers only had thorns?

**Answers**

1. **12**
2. **12**
3. **12**
4. **11**
5. **22**
6. **2**