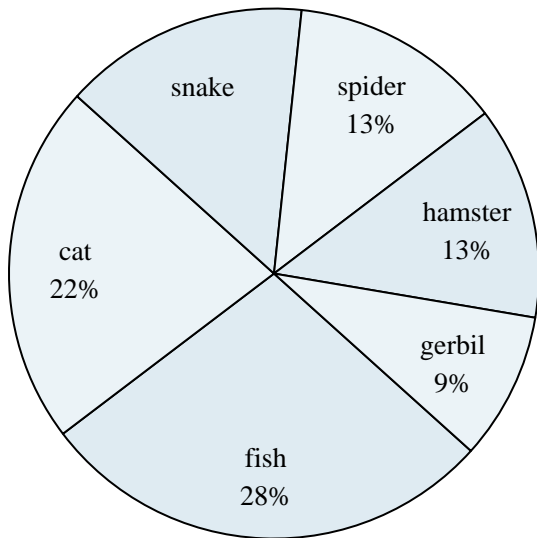
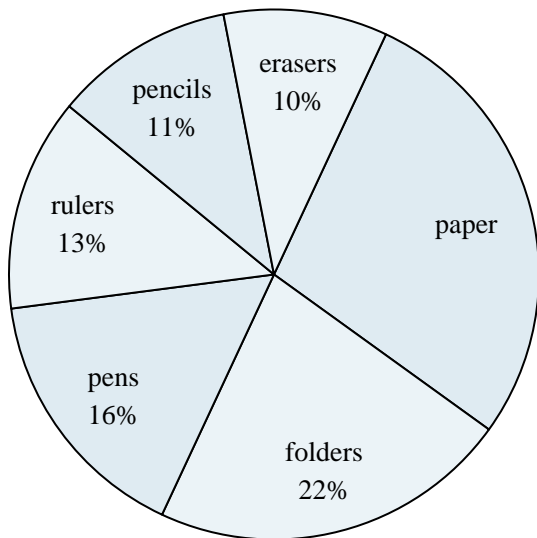




Use the graph to solve.

Favorite Pet

- 1) Which two pets did about half the people say was their favorite?
- 2) What percent of people preferred either the snake or the fish?
- 3) Which pet did the least amount of people say was their favorite?
- 4) What percent of people said the gerbil was their favorite pet?
- 5) Which pet did the greatest number of people like?

School Store Sales

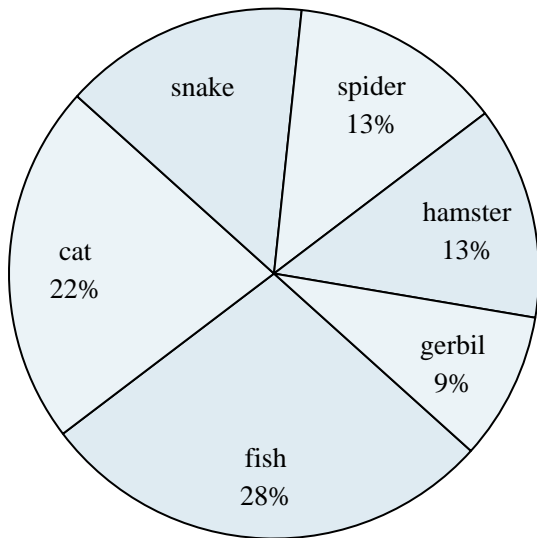
- 6) What percent of the sales were pens?
- 7) Which product sold the best?
- 8) What is the combined amount of erasers and folders sold?
- 9) Which two products accounted for about half the sales?
- 10) Which product sold the worst?

Answers

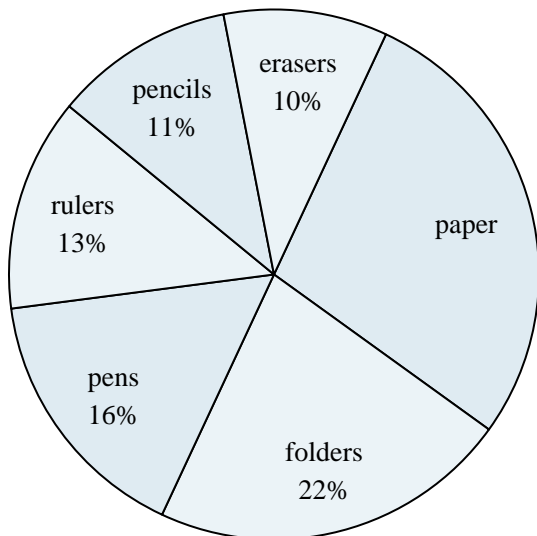
1. _____
2. _____
3. _____
4. _____
5. _____
6. _____
7. _____
8. _____
9. _____
10. _____



Use the graph to solve.

Favorite Pet

- 1) Which two pets did about half the people say was their favorite?
- 2) What percent of people preferred either the snake or the fish?
- 3) Which pet did the least amount of people say was their favorite?
- 4) What percent of people said the gerbil was their favorite pet?
- 5) Which pet did the greatest number of people like?

School Store Sales

- 6) What percent of the sales were pens?
- 7) Which product sold the best?
- 8) What is the combined amount of erasers and folders sold?
- 9) Which two products accounted for about half the sales?
- 10) Which product sold the worst?

Answers

1. **fish & cat**
2. **43%**
3. **gerbil**
4. **9%**
5. **fish**
6. **16%**
7. **paper**
8. **32%**
9. **paper & folders**
10. **erasers**