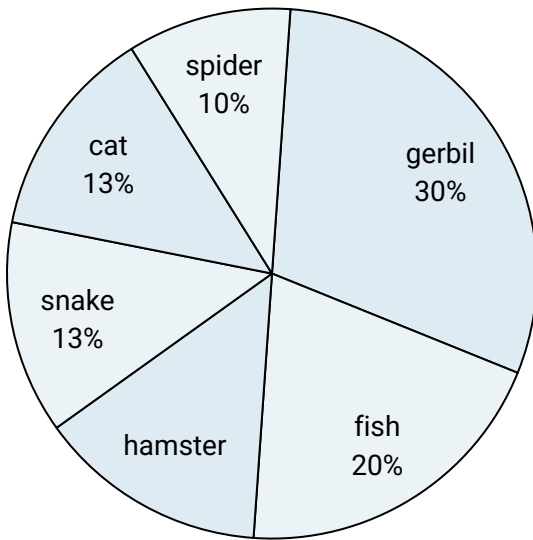
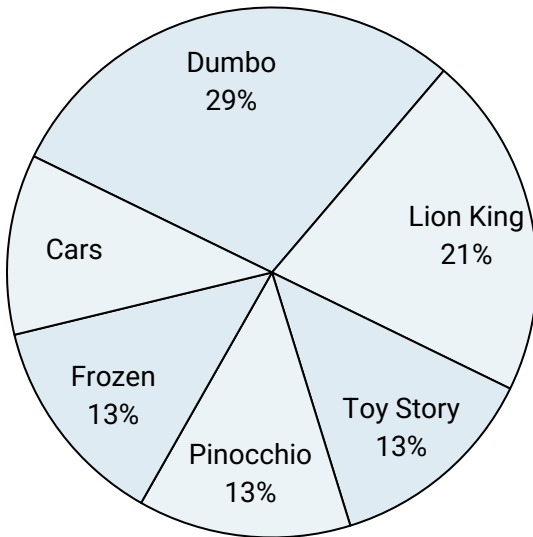




Use the graph to solve.

**Favorite Pet**

- 1) Which pet did the greatest number of people like?
- 2) What percent of people preferred either the spider or the cat?
- 3) Which pet did the least amount of people say was their favorite?
- 4) What percent of people said the snake was their favorite pet?
- 5) Which two pets did about half the people say was their favorite?

**Favorite Disney Movie**

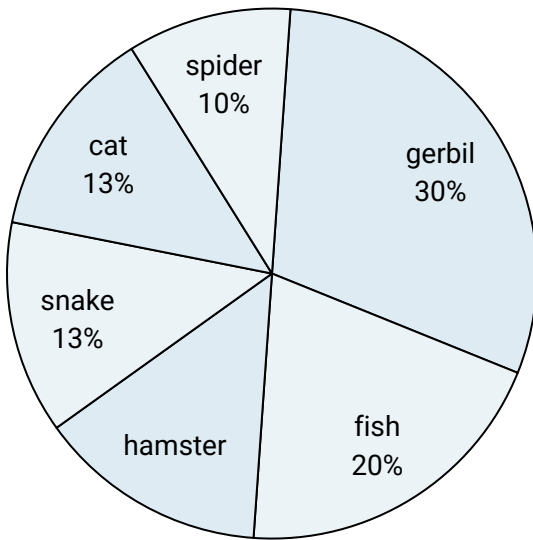
- 6) What percent of people said either Pinocchio or Frozen was their favorite?
- 7) What percent of people said Toy Story was their favorite?
- 8) Which two movies did about half the people say was their favorite?
- 9) Which movie was the least popular?
- 10) Which movie was the most popular?

**Answers**

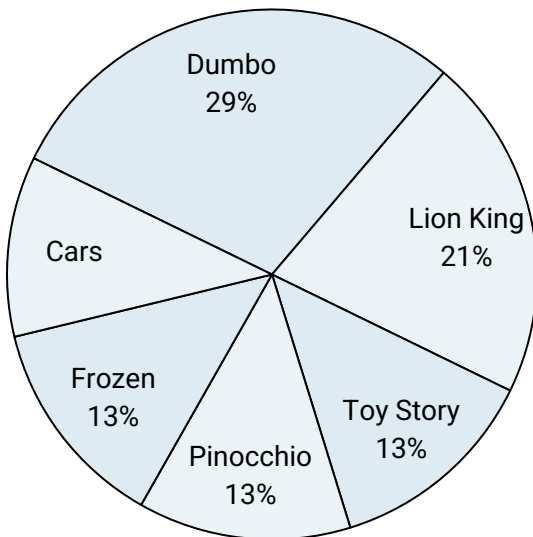
1. \_\_\_\_\_
2. \_\_\_\_\_
3. \_\_\_\_\_
4. \_\_\_\_\_
5. \_\_\_\_\_
6. \_\_\_\_\_
7. \_\_\_\_\_
8. \_\_\_\_\_
9. \_\_\_\_\_
10. \_\_\_\_\_



Use the graph to solve.

**Favorite Pet**

- 1) Which pet did the greatest number of people like?
- 2) What percent of people preferred either the spider or the cat?
- 3) Which pet did the least amount of people say was their favorite?
- 4) What percent of people said the snake was their favorite pet?
- 5) Which two pets did about half the people say was their favorite?

**Favorite Disney Movie**

- 6) What percent of people said either Pinocchio or Frozen was their favorite?
- 7) What percent of people said Toy Story was their favorite?
- 8) Which two movies did about half the people say was their favorite?
- 9) Which movie was the least popular?
- 10) Which movie was the most popular?

**Answers**

1. **gerbil**
2. **23%**
3. **spider**
4. **13%**
5. **gerbil & fish**
6. **26%**
7. **13%**
8. **Dumbo & Lion King**
9. **Cars**
10. **Dumbo**