



Matching Pictographs to Charts

Name: _____

Determine which pictograph best represents the information in the chart.

Answers

1)

Location	Pictures Taken
Zoo	80
Fair	10
Home	60
School	20
Party	90

2)

Location	Pictures Taken
Zoo	60
Fair	10
Home	90
School	30
Party	100

3)

Location	Pictures Taken
Zoo	30
Fair	90
Home	50
School	60
Party	100

4)

Location	Pictures Taken
Zoo	70
Fair	100
Home	80
School	10
Party	60

5)

Location	Pictures Taken
Zoo	80
Fair	100
Home	10
School	30
Party	90

6)

Location	Pictures Taken
Zoo	80
Fair	100
Home	90
School	30
Party	60

1. _____

2. _____






3. _____


4. _____

5. _____






6. _____


A.

Location	Pictures Taken
Zoo	
Fair	
Home	
School	
Party	






Each  = 10 picture


B.

Location	Pictures Taken
Zoo	
Fair	
Home	
School	
Party	






Each  = 10 picture


C.

Location	Pictures Taken
Zoo	
Fair	
Home	
School	
Party	



Each  = 10 picture


D.

Location	Pictures Taken
Zoo	
Fair	
Home	
School	
Party	






Each  = 10 picture


E.

Location	Pictures Taken
Zoo	
Fair	
Home	
School	
Party	

Each  = 10 picture

F.

Location	Pictures Taken
Zoo	
Fair	
Home	
School	
Party	

Each  = 10 picture



Matching Pictographs to Charts

Name: **Answer Key**

Determine which pictograph best represents the information in the chart.

Answers

1)

Location	Pictures Taken
Zoo	80
Fair	10
Home	60
School	20
Party	90

2)

Location	Pictures Taken
Zoo	60
Fair	10
Home	90
School	30
Party	100

3)

Location	Pictures Taken
Zoo	30
Fair	90
Home	50
School	60
Party	100

4)

Location	Pictures Taken
Zoo	70
Fair	100
Home	80
School	10
Party	60

5)

Location	Pictures Taken
Zoo	80
Fair	100
Home	10
School	30
Party	90

6)

Location	Pictures Taken
Zoo	80
Fair	100
Home	90
School	30
Party	60

1. **B**
2. **A**
3. **F**
4. **D**
5. **E**
6. **C**

A.

Location	Pictures Taken
Zoo	
Fair	
Home	
School	
Party	

Each = 10 picture

B.

Location	Pictures Taken
Zoo	
Fair	
Home	
School	
Party	

Each = 10 picture

C.

Location	Pictures Taken
Zoo	
Fair	
Home	
School	
Party	

Each = 10 picture

D.

Location	Pictures Taken
Zoo	
Fair	
Home	
School	
Party	

Each = 10 picture

E.

Location	Pictures Taken
Zoo	
Fair	
Home	
School	
Party	

Each = 10 picture

F.

Location	Pictures Taken
Zoo	
Fair	
Home	
School	
Party	

Each = 10 picture