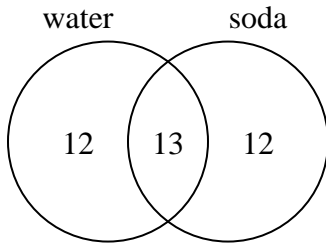




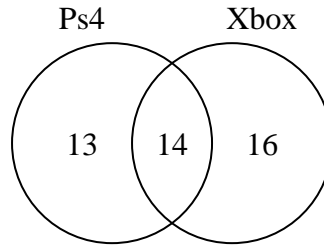
Use the diagram to solve each problem.

- 1) The diagram below shows the drinks people consumed at the football game.



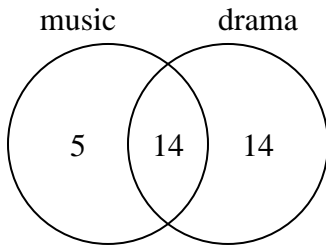
How many people drank water?

- 2) The diagram below shows the game consoles students owned.



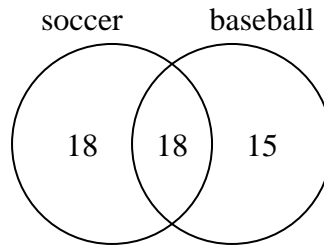
How many people did not own both a Ps4 and a Xbox?

- 3) The diagram below shows the classes students are taking.



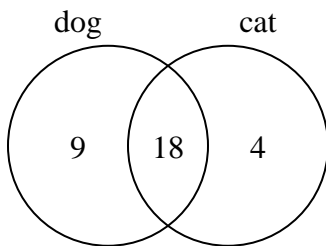
How many students are taking both music and drama?

- 4) The diagram below shows the sports people watched.



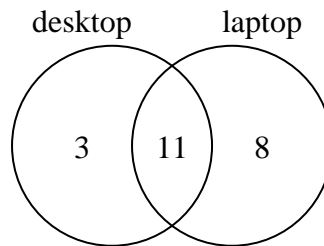
How many people only watched soccer?

- 5) The diagram below shows the pets students in a class owned.



How many people had a dog?

- 6) The diagram below shows the types of computers students owned.



How many students did not own both a desktop and a laptop computer?

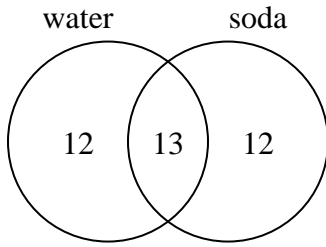
Answers

1. _____
2. _____
3. _____
4. _____
5. _____
6. _____



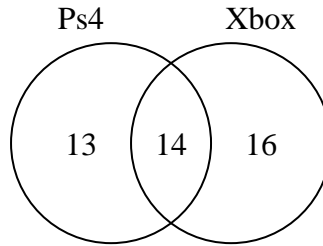
Use the diagram to solve each problem.

- 1) The diagram below shows the drinks people consumed at the football game.



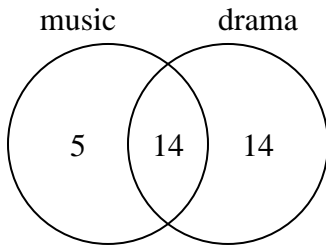
How many people drank water?

- 2) The diagram below shows the game consoles students owned.



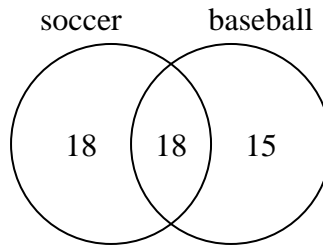
How many people did not own both a Ps4 and a Xbox?

- 3) The diagram below shows the classes students are taking.



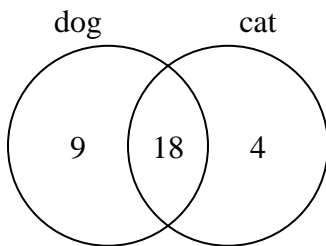
How many students are taking both music and drama?

- 4) The diagram below shows the sports people watched.



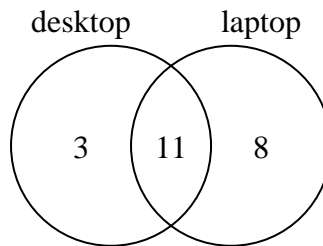
How many people only watched soccer?

- 5) The diagram below shows the pets students in a class owned.



How many people had a dog?

- 6) The diagram below shows the types of computers students owned.



How many students did not own both a desktop and a laptop computer?

Answers

1. 25
 2. 29
 3. 14
 4. 18
 5. 27
 6. 11