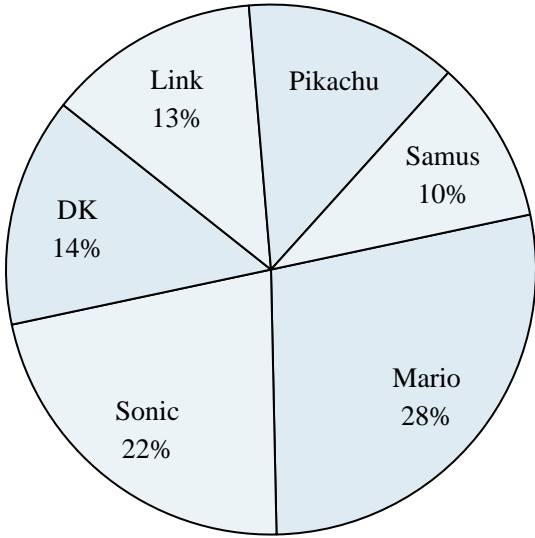




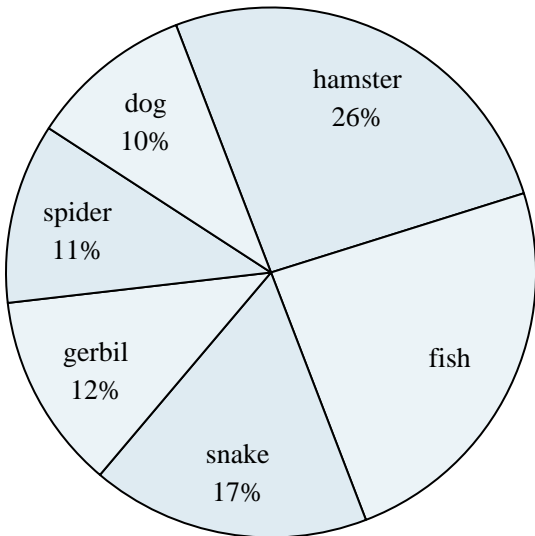
Use the graph to solve.

Favorite Game Character



- 1) What percent of people said Link was their favorite?
- 2) Which character was the most popular?
- 3) Which two characters did about half the people say was their favorite?
- 4) What percent of people said either Pikachu or Samus was their favorite?
- 5) Which character was the least popular?

Favorite Pet



- 6) Which two pets did about half the people say was their favorite?
- 7) What percent of people said the fish was their favorite pet?
- 8) Which pet did the least amount of people say was their favorite?
- 9) What percent of people preferred either the hamster or the gerbil?
- 10) Which pet did the greatest number of people like?

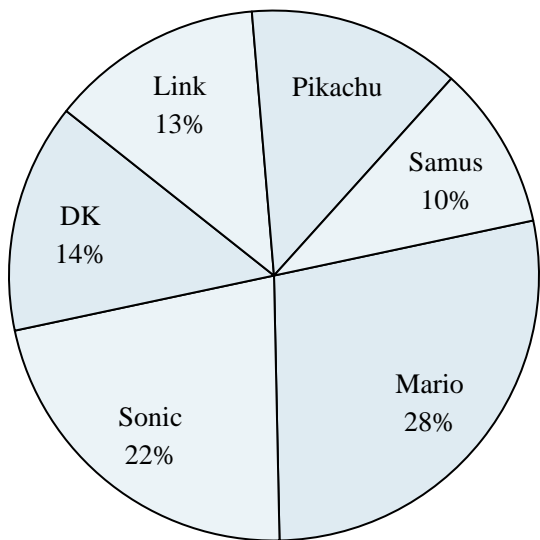
Answers

1. _____
2. _____
3. _____
4. _____
5. _____
6. _____
7. _____
8. _____
9. _____
10. _____



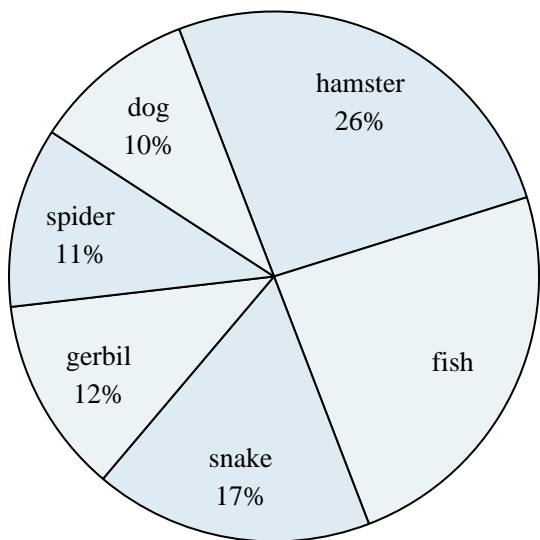
Use the graph to solve.

Favorite Game Character



- 1) What percent of people said Link was their favorite?
- 2) Which character was the most popular?
- 3) Which two characters did about half the people say was their favorite?
- 4) What percent of people said either Pikachu or Samus was their favorite?
- 5) Which character was the least popular?

Favorite Pet



- 6) Which two pets did about half the people say was their favorite?
- 7) What percent of people said the fish was their favorite pet?
- 8) Which pet did the least amount of people say was their favorite?
- 9) What percent of people preferred either the hamster or the gerbil?
- 10) Which pet did the greatest number of people like?

Answers

1. 13%
2. Mario
3. Mario & Sonic
4. 23%
5. Samus
6. hamster & fish
7. 24%
8. dog
9. 38%
10. hamster