



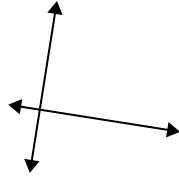
Use 'parallel', 'perp'(perpendicular) or 'inter'(intersecting) to describe the lines.

Answers

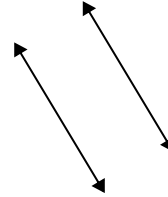
1)



2)



3)



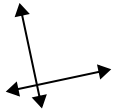
1. \_\_\_\_\_

2. \_\_\_\_\_

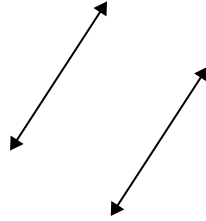
3. \_\_\_\_\_

4. \_\_\_\_\_

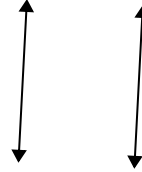
4)



5)



6)



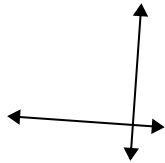
5. \_\_\_\_\_

6. \_\_\_\_\_

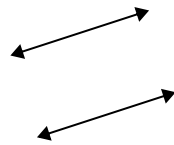
7. \_\_\_\_\_

8. \_\_\_\_\_

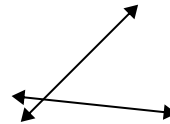
7)



8)



9)



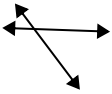
9. \_\_\_\_\_

10. \_\_\_\_\_

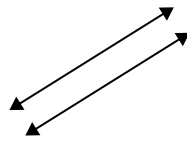
11. \_\_\_\_\_

12. \_\_\_\_\_

10)



11)



12)

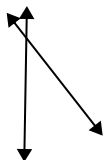


13. \_\_\_\_\_

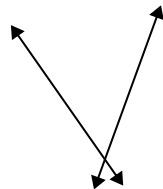
14. \_\_\_\_\_

15. \_\_\_\_\_

13)



14)

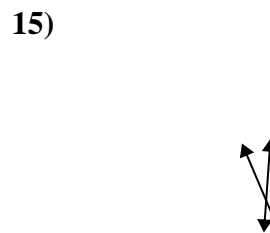
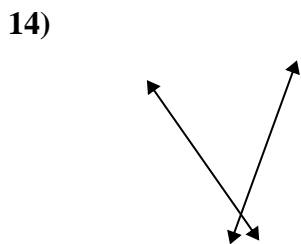
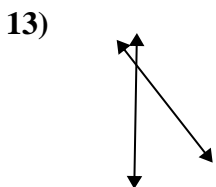
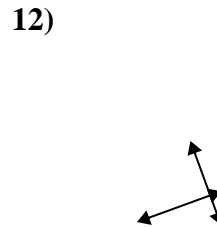
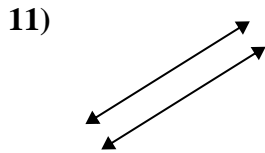
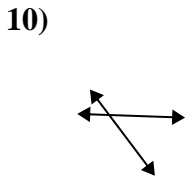
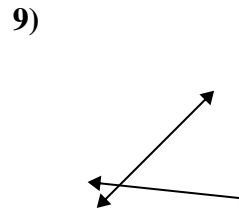
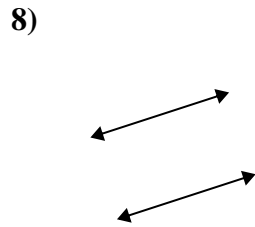
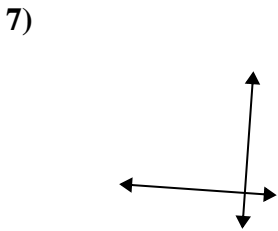
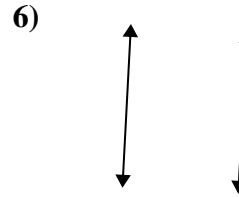
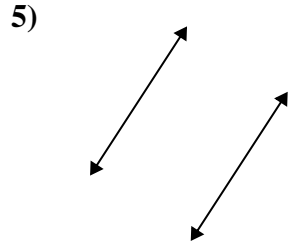
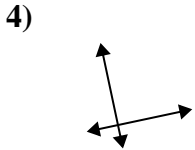
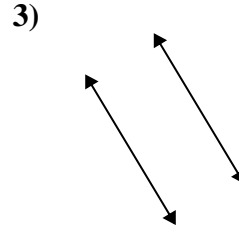
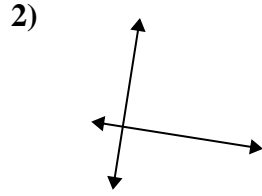
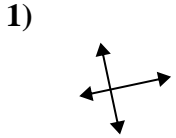


15)





Use 'parallel', 'perp'(perpendicular) or 'inter'(intersecting) to describe the lines.



Answers

1. perp & inter

2. perp & inter

3. parallel

4. perp & inter

5. parallel

6. parallel

7. perp & inter

8. parallel

9. inter

10. inter

11. parallel

12. perp & inter

13. inter

14. inter

15. inter