




Measure each of the bars (in centimeters) and then generate a line plot based on the information.

Answers



- 1. _____
- 2. _____
- 3. _____
- 4. _____
- 5. _____
- 6. _____
- 7. _____
- 8. _____
- 9. _____
- 10. _____
- 11. _____
- 12. _____
- 13. _____
- 14. _____
- 15. _____


Line Plot



Measure each of the bars (in centimeters) and then generate a line plot based on the information.

1)  6

2)  6

3)  9

4)  6

5)  6


6)  6

7)  6

8)  9

9)  9


10)  9

11)  6

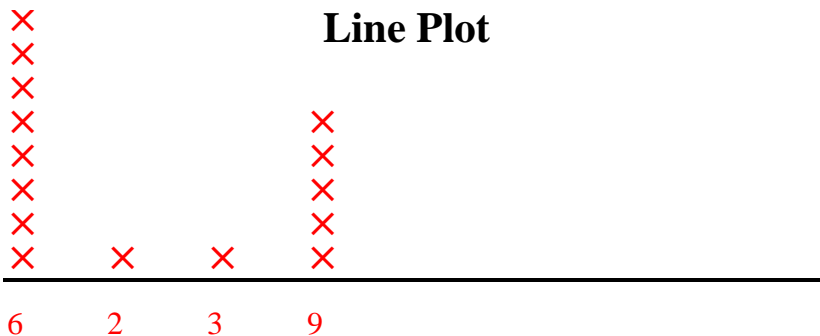
12)  6

13)  2

14)  9

15)  3

Line Plot



Answers

1. 6

2. 6

3. 9

4. 6

5. 6

6. 6

7. 6

8. 9

9. 9

10. 9

11. 6

12. 6

13. 2

14. 9

15. 3