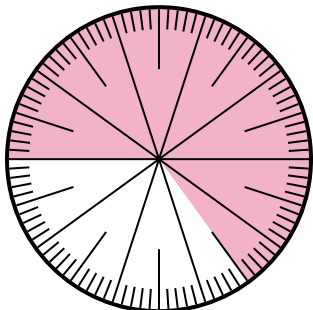




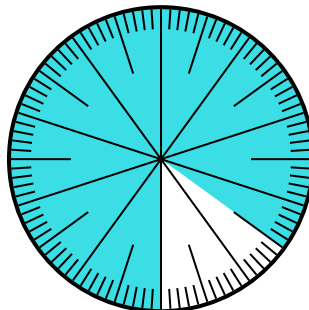
Solve each problem.

- 1) Which choice represents the un-shaded portion of the number wheel?



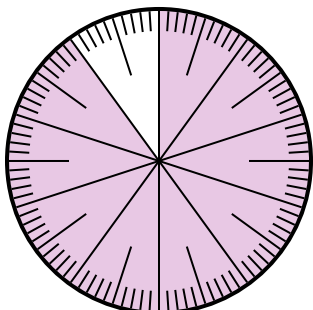
- A. 0.35                      B.  $\frac{0.35}{100}$   
 C. 0.035                     D. 3.50

- 2) Which choice represents the un-shaded portion of the number wheel?



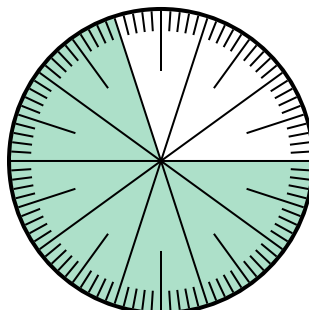
- A.  $\frac{15}{100}$                       B. 1.50  
 C.  $\frac{85}{15}$                         D. 15

- 3) Which choice represents the un-shaded portion of the number wheel?



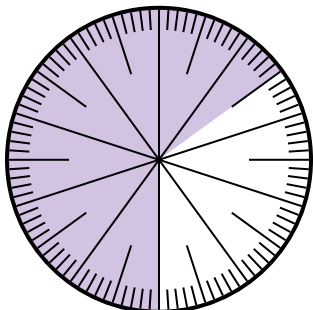
- A.  $\frac{1}{100}$                         B. 0.1  
 C. 1                                D. 10

- 4) Which choice represents the shaded portion of the number wheel?



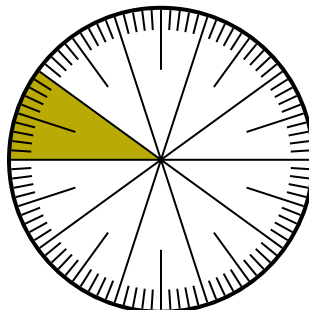
- A.  $\frac{70}{100}$                         B.  $\frac{70}{30}$   
 C.  $\frac{30}{70}$                         D.  $\frac{7.00}{100}$

- 5) Which choice represents the un-shaded portion of the number wheel?



- A.  $\frac{65}{35}$                         B.  $\frac{35}{100}$   
 C. 0.035                        D.  $\frac{3.5}{100}$

- 6) Which choice represents the shaded portion of the number wheel?



- A.  $\frac{1.00}{100}$                       B.  $\frac{90}{10}$   
 C. 10                                D.  $\frac{10}{100}$

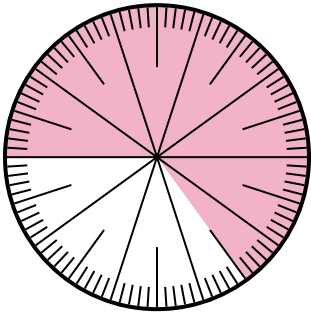
**Answers**

1. \_\_\_\_\_  
 2. \_\_\_\_\_  
 3. \_\_\_\_\_  
 4. \_\_\_\_\_  
 5. \_\_\_\_\_  
 6. \_\_\_\_\_



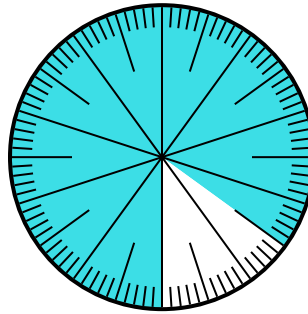
Solve each problem.

- 1) Which choice represents the un-shaded portion of the number wheel?



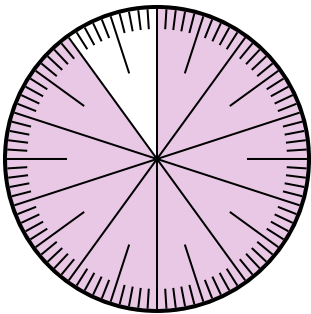
- A. 0.35                      B.  $\frac{0.35}{100}$   
 C. 0.035                     D. 3.50

- 2) Which choice represents the un-shaded portion of the number wheel?



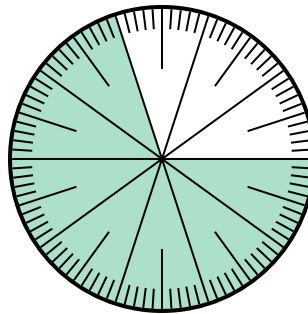
- A.  $\frac{15}{100}$                       B. 1.50  
 C.  $\frac{85}{15}$                         D. 15

- 3) Which choice represents the un-shaded portion of the number wheel?



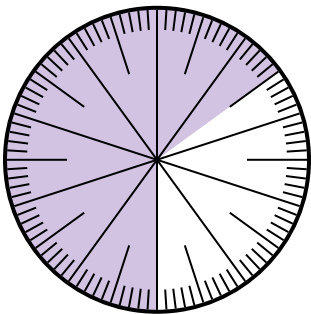
- A.  $\frac{1}{100}$                         B. 0.1  
 C. 1                                D. 10

- 4) Which choice represents the shaded portion of the number wheel?



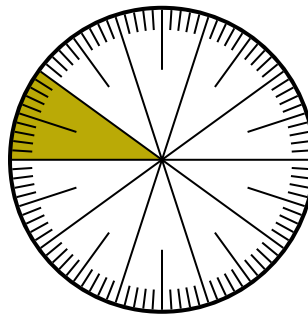
- A.  $\frac{70}{100}$                         B.  $\frac{70}{30}$   
 C.  $\frac{30}{70}$                         D.  $\frac{7.00}{100}$

- 5) Which choice represents the un-shaded portion of the number wheel?



- A.  $\frac{65}{35}$                         B.  $\frac{35}{100}$   
 C. 0.035                        D.  $\frac{3.5}{100}$

- 6) Which choice represents the shaded portion of the number wheel?



- A.  $\frac{1.00}{100}$                       B.  $\frac{90}{10}$   
 C. 10                                D.  $\frac{10}{100}$

**Answers**

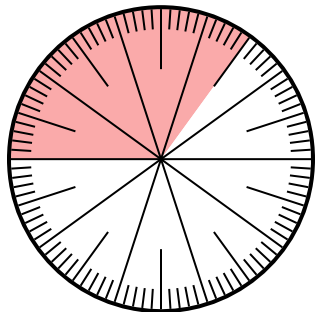
1.   **A**    
 2.   **A**    
 3.   **B**    
 4.   **A**    
 5.   **B**    
 6.   **D**



Solve each problem.

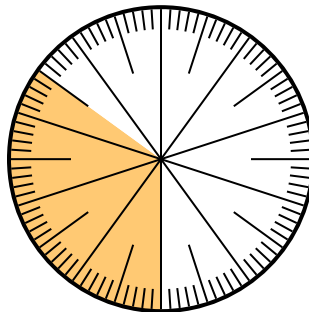
**Answers**

- 1) Which choice represents the un-shaded portion of the number wheel?



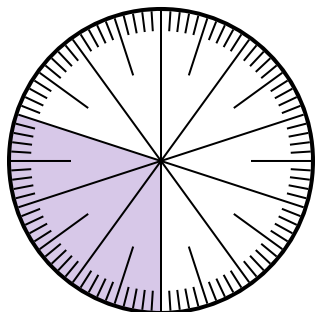
- A.  $\frac{65}{100}$       B.  $\frac{6.5}{100}$   
 C.  $\frac{35}{65}$       D.  $\frac{6.50}{100}$

- 2) Which choice represents the shaded portion of the number wheel?



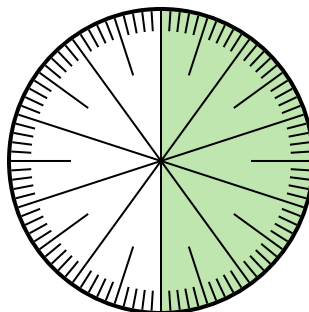
- A. 3.50      B. 0.035  
 C.  $\frac{3.5}{100}$       D. 0.35

- 3) Which choice represents the shaded portion of the number wheel?



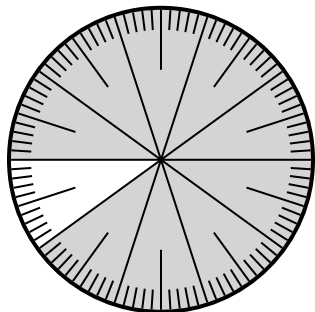
- A.  $\frac{30}{10}$       B. 0.3  
 C. 30.0      D. 3.0

- 4) Which choice represents the un-shaded portion of the number wheel?



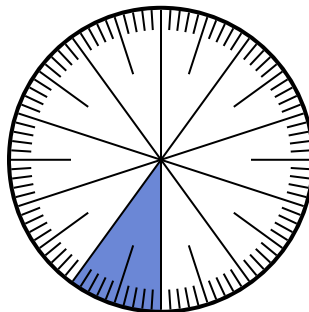
- A. 0.50      B.  $\frac{0.5}{100}$   
 C. 5      D. 50

- 5) Which choice represents the shaded portion of the number wheel?



- A.  $\frac{90}{100}$       B. 0.090  
 C. 90      D.  $\frac{9}{100}$

- 6) Which choice represents the shaded portion of the number wheel?



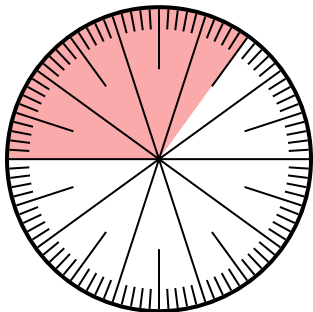
- A. 0.10      B. 10  
 C.  $\frac{0.1}{100}$       D.  $\frac{1.00}{100}$

1. \_\_\_\_\_  
 2. \_\_\_\_\_  
 3. \_\_\_\_\_  
 4. \_\_\_\_\_  
 5. \_\_\_\_\_  
 6. \_\_\_\_\_



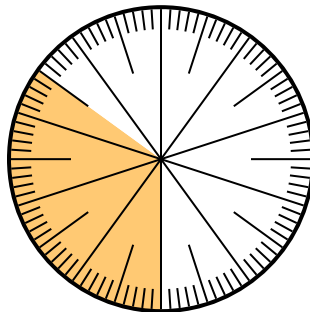
Solve each problem.

- 1) Which choice represents the un-shaded portion of the number wheel?



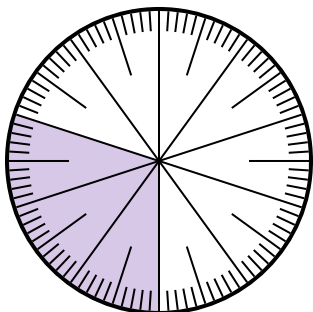
- A.  $\frac{65}{100}$       B.  $\frac{6.5}{100}$   
 C.  $\frac{35}{65}$       D.  $\frac{6.50}{100}$

- 2) Which choice represents the shaded portion of the number wheel?



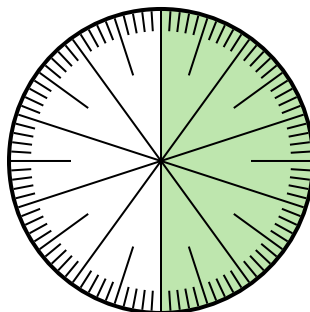
- A. 3.50      B. 0.035  
 C.  $\frac{3.5}{100}$       D. 0.35

- 3) Which choice represents the shaded portion of the number wheel?



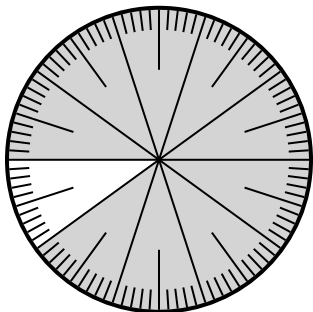
- A.  $\frac{30}{10}$       B. 0.3  
 C. 30.0      D. 3.0

- 4) Which choice represents the un-shaded portion of the number wheel?



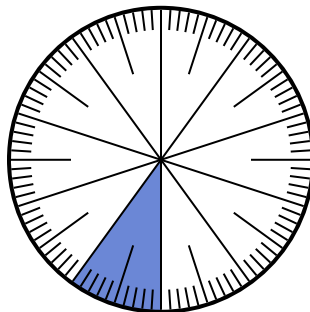
- A. 0.50      B.  $\frac{0.5}{100}$   
 C. 5      D. 50

- 5) Which choice represents the shaded portion of the number wheel?



- A.  $\frac{90}{100}$       B. 0.090  
 C. 90      D.  $\frac{9}{100}$

- 6) Which choice represents the shaded portion of the number wheel?



- A. 0.10      B. 10  
 C.  $\frac{0.1}{100}$       D.  $\frac{1.00}{100}$

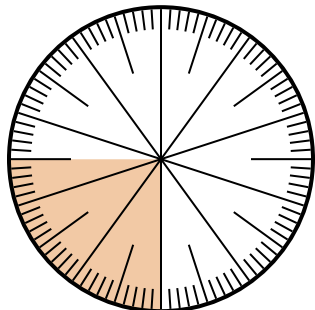
**Answers**

1.   **A**    
 2.   **D**    
 3.   **B**    
 4.   **A**    
 5.   **A**    
 6.   **A**



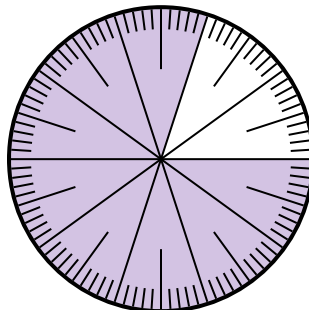
Solve each problem.

- 1) Which choice represents the shaded portion of the number wheel?



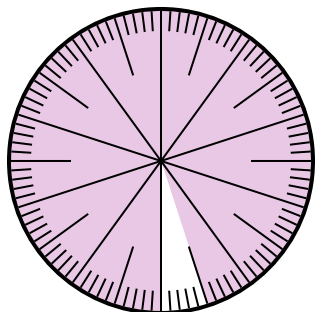
- A.  $\frac{25}{75}$       B.  $\frac{0.25}{100}$   
 C.  $\frac{25}{100}$       D. 2.50

- 2) Which choice represents the shaded portion of the number wheel?



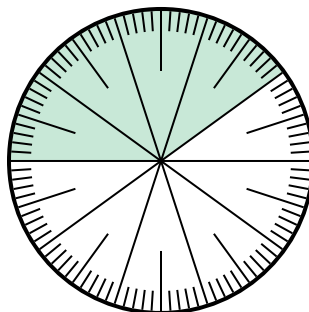
- A.  $\frac{8}{100}$       B. 0.080  
 C.  $\frac{0.8}{100}$       D.  $\frac{80}{100}$

- 3) Which choice represents the un-shaded portion of the number wheel?



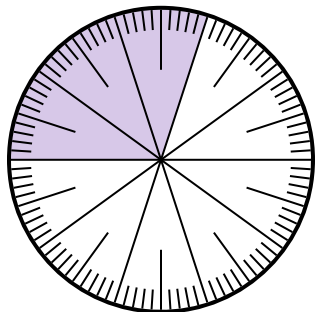
- A.  $\frac{5}{100}$       B. 0.5  
 C.  $\frac{95}{5}$       D.  $\frac{5}{95}$

- 4) Which choice represents the un-shaded portion of the number wheel?



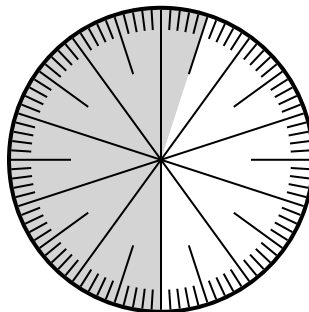
- A.  $\frac{0.6}{100}$       B. 0.60  
 C.  $\frac{40}{60}$       D. 6.00

- 5) Which choice represents the shaded portion of the number wheel?



- A. 3      B. 0.30  
 C. 30      D.  $\frac{30}{70}$

- 6) Which choice represents the shaded portion of the number wheel?



- A.  $\frac{55}{100}$       B. 45  
 C. 5.5      D. 45.0

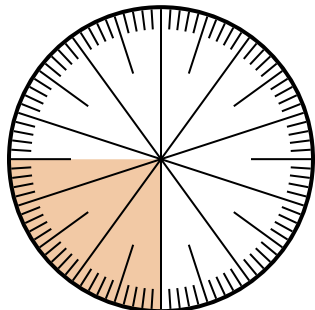
**Answers**

1. \_\_\_\_\_  
 2. \_\_\_\_\_  
 3. \_\_\_\_\_  
 4. \_\_\_\_\_  
 5. \_\_\_\_\_  
 6. \_\_\_\_\_



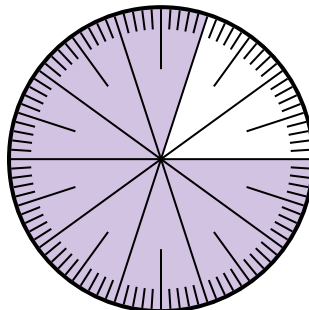
Solve each problem.

- 1) Which choice represents the shaded portion of the number wheel?



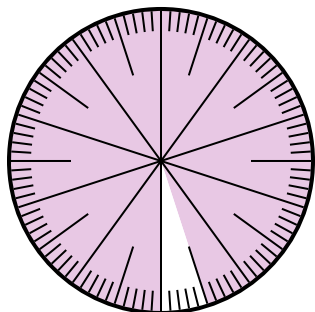
- A.  $\frac{25}{75}$       B.  $\frac{0.25}{100}$   
 C.  $\frac{25}{100}$       D. 2.50

- 2) Which choice represents the shaded portion of the number wheel?



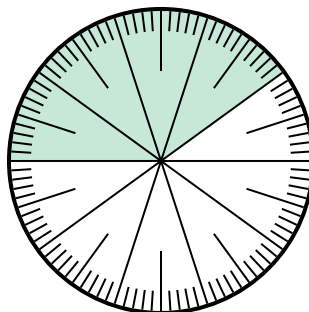
- A.  $\frac{8}{100}$       B. 0.080  
 C.  $\frac{0.8}{100}$       D.  $\frac{80}{100}$

- 3) Which choice represents the un-shaded portion of the number wheel?



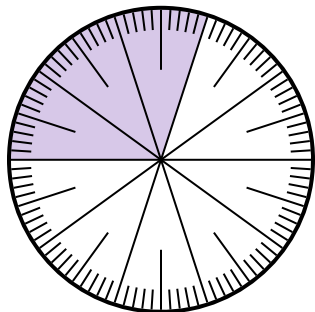
- A.  $\frac{5}{100}$       B. 0.5  
 C.  $\frac{95}{5}$       D.  $\frac{5}{95}$

- 4) Which choice represents the un-shaded portion of the number wheel?



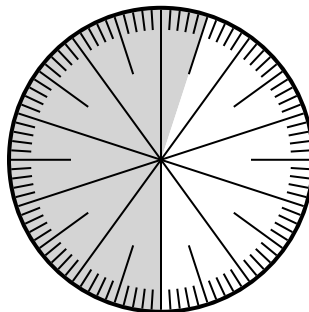
- A.  $\frac{0.6}{100}$       B. 0.60  
 C.  $\frac{40}{60}$       D. 6.00

- 5) Which choice represents the shaded portion of the number wheel?



- A. 3      B. 0.30  
 C. 30      D.  $\frac{30}{70}$

- 6) Which choice represents the shaded portion of the number wheel?



- A.  $\frac{55}{100}$       B. 45  
 C. 5.5      D. 45.0

**Answers**

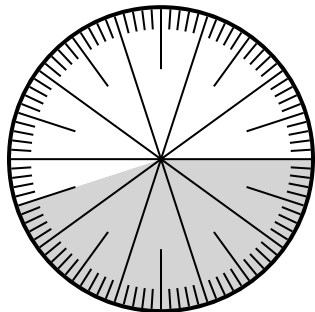
1.   **C**    
 2.   **D**    
 3.   **A**    
 4.   **B**    
 5.   **B**    
 6.   **A**



Solve each problem.

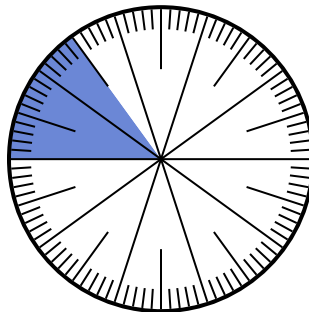
**Answers**

1) Which choice represents the un-shaded portion of the number wheel?



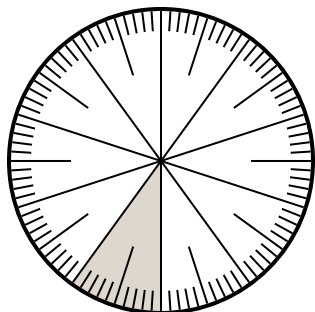
- A.  $\frac{55}{100}$       B. 5.5  
C. 5.50      D.  $\frac{0.55}{100}$

2) Which choice represents the un-shaded portion of the number wheel?



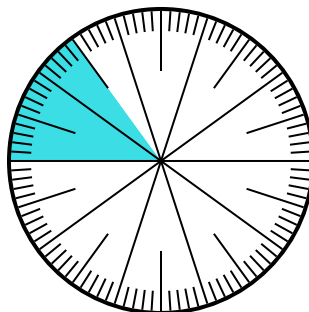
- A.  $\frac{15}{85}$       B. 0.85  
C. 85      D.  $\frac{85}{15}$

3) Which choice represents the shaded portion of the number wheel?



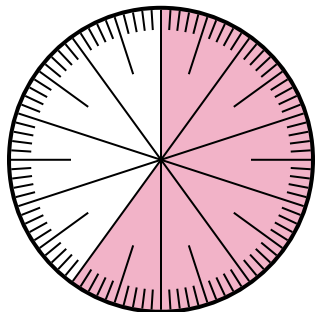
- A.  $\frac{0.1}{100}$       B. 0.0010  
C. 0.1      D. 1.00

4) Which choice represents the shaded portion of the number wheel?



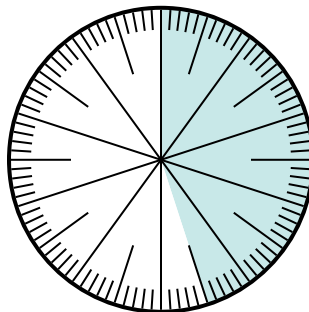
- A. 8.50      B. 0.015  
C. 0.15      D. 15

5) Which choice represents the shaded portion of the number wheel?



- A.  $\frac{60}{100}$       B. 6.00  
C. 0.0060      D. 60.0

6) Which choice represents the shaded portion of the number wheel?



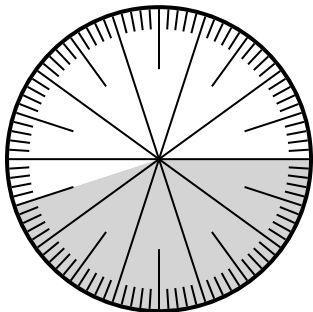
- A.  $\frac{4.5}{100}$       B.  $\frac{0.45}{100}$   
C.  $\frac{45}{100}$       D.  $\frac{45}{55}$

1. \_\_\_\_\_  
2. \_\_\_\_\_  
3. \_\_\_\_\_  
4. \_\_\_\_\_  
5. \_\_\_\_\_  
6. \_\_\_\_\_



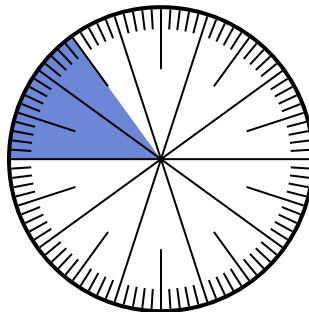
Solve each problem.

- 1) Which choice represents the un-shaded portion of the number wheel?




- A.  $\frac{55}{100}$       B. 5.5  
C. 5.50      D.  $\frac{0.55}{100}$

- 2) Which choice represents the un-shaded portion of the number wheel?



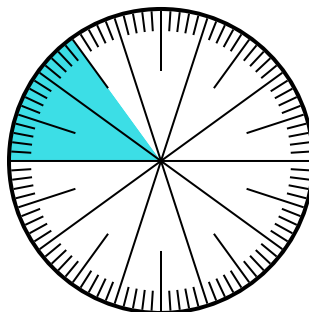
- A.  $\frac{15}{85}$       B. 0.85  
C. 85      D.  $\frac{85}{15}$

- 3) Which choice represents the shaded portion of the number wheel?



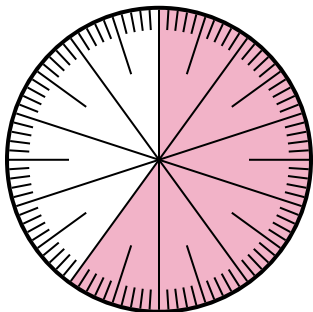
- A.  $\frac{0.1}{100}$       B. 0.0010  
C. 0.1      D. 1.00

- 4) Which choice represents the shaded portion of the number wheel?



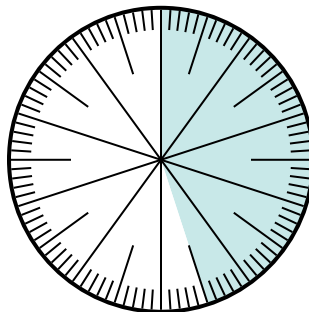
- A. 8.50      B. 0.015  
C. 0.15      D. 15

- 5) Which choice represents the shaded portion of the number wheel?



- A.  $\frac{60}{100}$       B. 6.00  
C. 0.0060      D. 60.0

- 6) Which choice represents the shaded portion of the number wheel?



- A.  $\frac{4.5}{100}$       B.  $\frac{0.45}{100}$   
C.  $\frac{45}{100}$       D.  $\frac{45}{55}$

**Answers**

1.   **A**  

2.   **B**  

3.   **C**  

4.   **C**  

5.   **A**  


6.   **C**





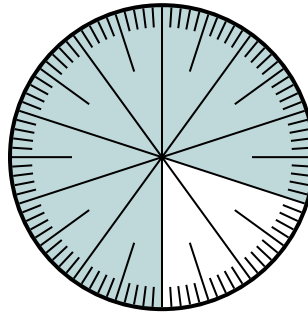
Solve each problem.

- 1) Which choice represents the shaded portion of the number wheel?



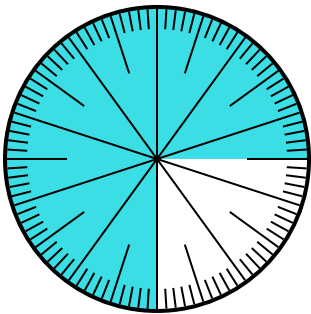
- A. 0.85                      B. 8.5  
C. 85                          D. 0.085

- 2) Which choice represents the un-shaded portion of the number wheel?



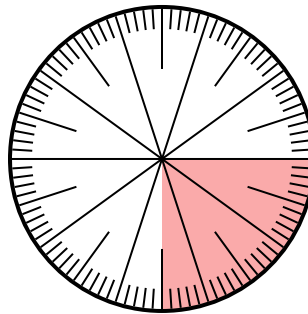
- A.  $\frac{2}{100}$                       B.  $\frac{20}{100}$   
C.  $\frac{2.00}{100}$                   D.  $\frac{80}{20}$

- 3) Which choice represents the un-shaded portion of the number wheel?



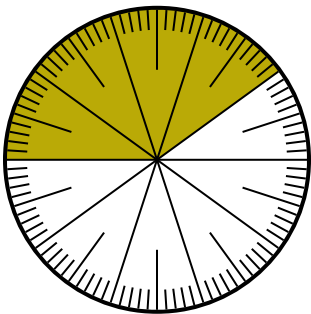
- A. 0.025                      B. 0.25  
C. 0.0075                    D. 2.50

- 4) Which choice represents the shaded portion of the number wheel?



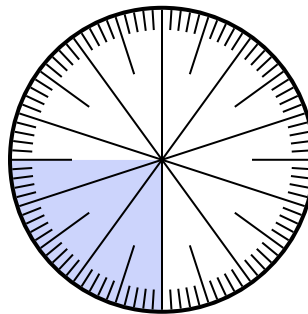
- A.  $\frac{0.25}{100}$                     B.  $\frac{25}{100}$   
C. 0.025                      D. 25

- 5) Which choice represents the shaded portion of the number wheel?



- A.  $\frac{40}{60}$                       B.  $\frac{60}{40}$   
C.  $\frac{40}{100}$                       D.  $\frac{4}{100}$

- 6) Which choice represents the shaded portion of the number wheel?



- A. 0.0075                      B.  $\frac{2.50}{100}$   
C. 0.025                      D. 0.25

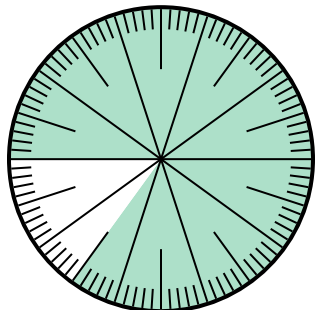
**Answers**

1. \_\_\_\_\_  
2. \_\_\_\_\_  
3. \_\_\_\_\_  
4. \_\_\_\_\_  
5. \_\_\_\_\_  
6. \_\_\_\_\_



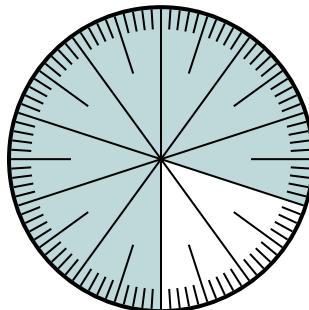
Solve each problem.

1) Which choice represents the shaded portion of the number wheel?



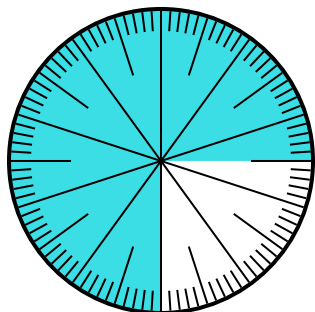
- A. 0.85
- B. 8.5
- C. 85
- D. 0.085

2) Which choice represents the un-shaded portion of the number wheel?



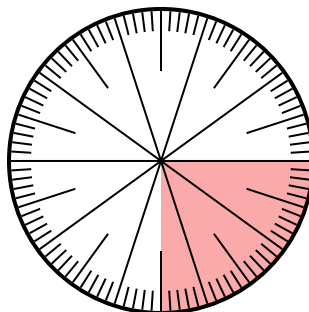
- A.  $\frac{2}{100}$
- B.  $\frac{20}{100}$
- C.  $\frac{2.00}{100}$
- D.  $\frac{80}{20}$

3) Which choice represents the un-shaded portion of the number wheel?



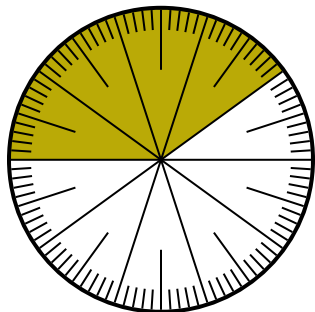
- A. 0.025
- B. 0.25
- C. 0.0075
- D. 2.50

4) Which choice represents the shaded portion of the number wheel?



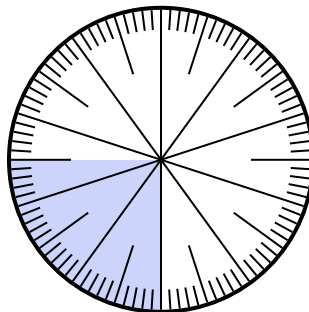
- A.  $\frac{0.25}{100}$
- B.  $\frac{25}{100}$
- C. 0.025
- D. 25

5) Which choice represents the shaded portion of the number wheel?



- A.  $\frac{40}{60}$
- B.  $\frac{60}{40}$
- C.  $\frac{40}{100}$
- D.  $\frac{4}{100}$

6) Which choice represents the shaded portion of the number wheel?



- A. 0.0075
- B.  $\frac{2.50}{100}$
- C. 0.025
- D. 0.25

**Answers**

1.   **A**  

2.   **B**  

3.   **B**  

4.   **B**  

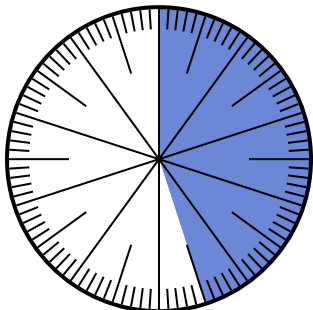
5.   **C**  

6.   **D**



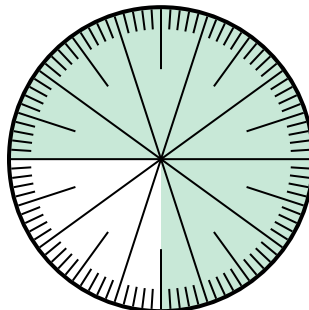
Solve each problem.

1) Which choice represents the shaded portion of the number wheel?



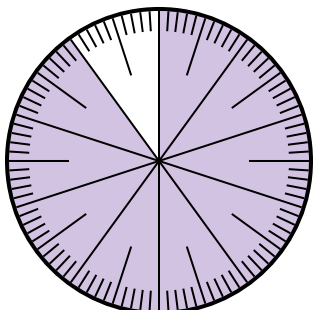
- A.  $\frac{45}{100}$       B.  $\frac{55}{45}$   
 C.  $\frac{45}{55}$       D.  $\frac{4.5}{100}$

2) Which choice represents the shaded portion of the number wheel?



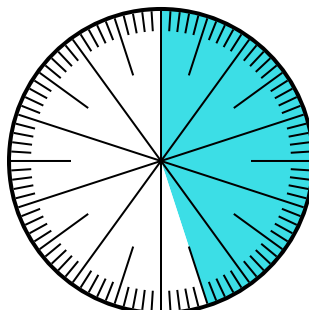
- A.  $\frac{0.75}{100}$       B. 0.75  
 C.  $\frac{7.50}{100}$       D.  $\frac{7.5}{100}$

3) Which choice represents the shaded portion of the number wheel?



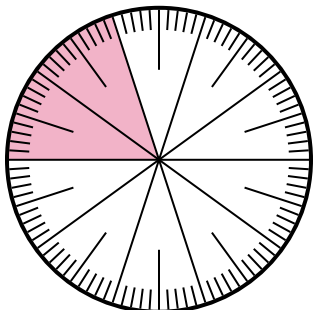
- A. 90      B. 0.090  
 C.  $\frac{90}{100}$       D.  $\frac{9}{100}$

4) Which choice represents the un-shaded portion of the number wheel?



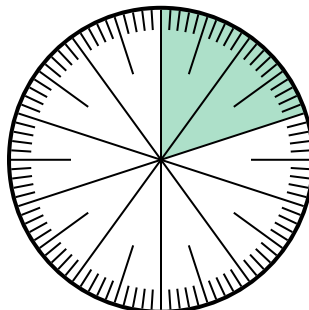
- A. 5.5      B. 55  
 C.  $\frac{5.5}{100}$       D.  $\frac{55}{100}$

5) Which choice represents the un-shaded portion of the number wheel?



- A.  $\frac{20}{80}$       B. 0.80  
 C.  $\frac{8}{100}$       D. 8

6) Which choice represents the un-shaded portion of the number wheel?



- A. 80      B. 8  
 C.  $\frac{0.8}{100}$       D.  $\frac{80}{100}$

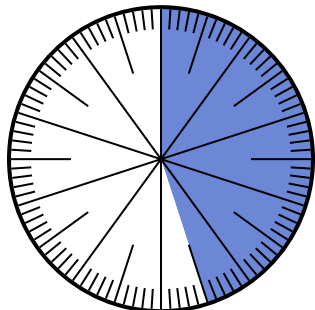
**Answers**

1. \_\_\_\_\_  
 2. \_\_\_\_\_  
 3. \_\_\_\_\_  
 4. \_\_\_\_\_  
 5. \_\_\_\_\_  
 6. \_\_\_\_\_



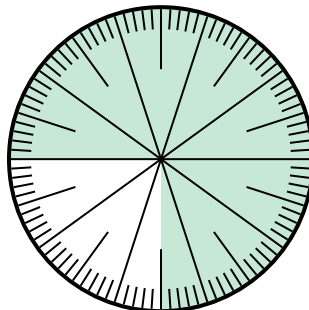
Solve each problem.

- 1) Which choice represents the shaded portion of the number wheel?



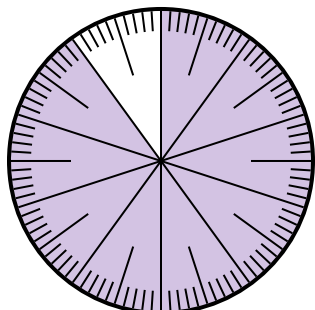
- A.  $\frac{45}{100}$       B.  $\frac{55}{45}$   
 C.  $\frac{45}{55}$       D.  $\frac{4.5}{100}$

- 2) Which choice represents the shaded portion of the number wheel?



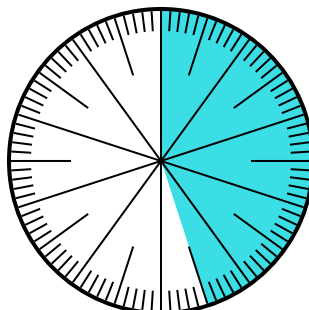
- A.  $\frac{0.75}{100}$       B. 0.75  
 C.  $\frac{7.50}{100}$       D.  $\frac{7.5}{100}$

- 3) Which choice represents the shaded portion of the number wheel?



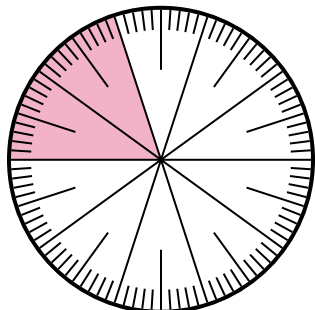
- A. 90      B. 0.090  
 C.  $\frac{90}{100}$       D.  $\frac{9}{100}$

- 4) Which choice represents the un-shaded portion of the number wheel?



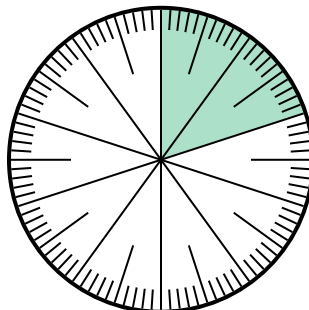
- A. 5.5      B. 55  
 C.  $\frac{5.5}{100}$       D.  $\frac{55}{100}$

- 5) Which choice represents the un-shaded portion of the number wheel?



- A.  $\frac{20}{80}$       B. 0.80  
 C.  $\frac{8}{100}$       D. 8

- 6) Which choice represents the un-shaded portion of the number wheel?



- A. 80      B. 8  
 C.  $\frac{0.8}{100}$       D.  $\frac{80}{100}$

**Answers**

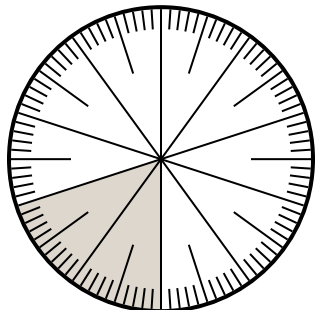
1.   **A**    
 2.   **B**    
 3.   **C**    
 4.   **D**    
 5.   **B**    
 6.   **D**



Solve each problem.

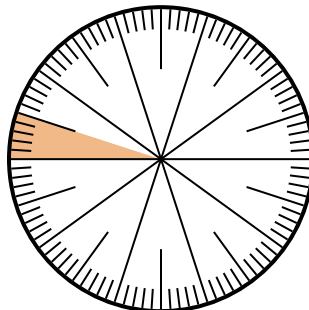
**Answers**

1) Which choice represents the shaded portion of the number wheel?



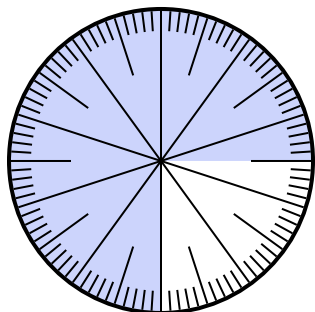
- A.  $\frac{80}{20}$       B. 0.20  
 C.  $\frac{20}{10}$       D.  $\frac{0.2}{100}$

2) Which choice represents the shaded portion of the number wheel?



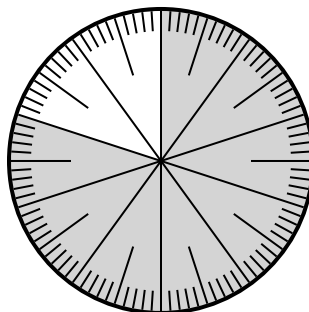
- A.  $\frac{0.05}{100}$       B. 0.05  
 C.  $\frac{5}{95}$       D.  $\frac{9.5}{100}$

3) Which choice represents the un-shaded portion of the number wheel?



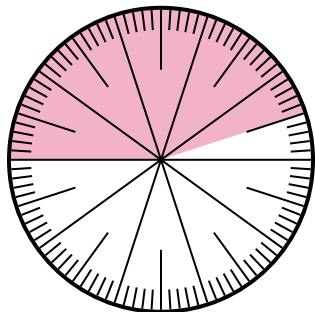
- A. 2.50      B.  $\frac{25}{100}$   
 C. 25      D. 2.5

4) Which choice represents the shaded portion of the number wheel?



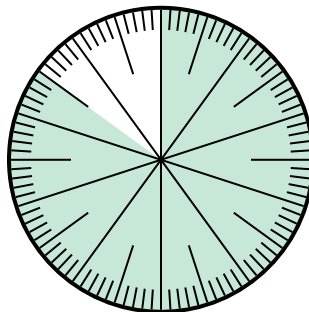
- A.  $\frac{80}{20}$       B.  $\frac{8.00}{100}$   
 C.  $\frac{80}{100}$       D. 8.00

5) Which choice represents the shaded portion of the number wheel?



- A. 55.0      B. 45  
 C. 4.5      D. 0.45

6) Which choice represents the un-shaded portion of the number wheel?




- A.  $\frac{1.5}{100}$       B.  $\frac{15}{100}$   
 C. 1.50      D. 1.5

1. \_\_\_\_\_  
 2. \_\_\_\_\_  
 3. \_\_\_\_\_  
 4. \_\_\_\_\_  
 5. \_\_\_\_\_  
 6. \_\_\_\_\_



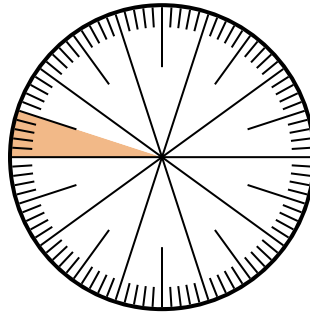
Solve each problem.

- 1) Which choice represents the shaded portion of the number wheel?



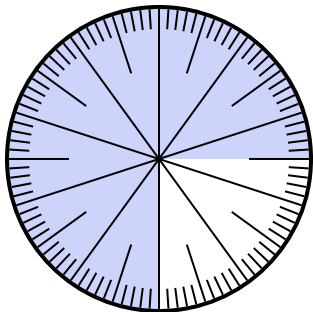
- A.  $\frac{80}{20}$       B. 0.20  
C.  $\frac{20}{10}$       D.  $\frac{0.2}{100}$

- 2) Which choice represents the shaded portion of the number wheel?



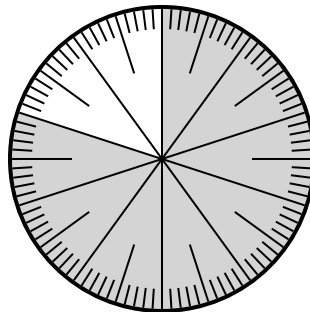
- A.  $\frac{0.05}{100}$       B. 0.05  
C.  $\frac{5}{95}$       D.  $\frac{9.5}{100}$

- 3) Which choice represents the un-shaded portion of the number wheel?



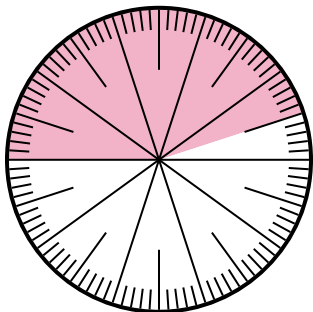
- A. 2.50      B.  $\frac{25}{100}$   
C. 25      D. 2.5

- 4) Which choice represents the shaded portion of the number wheel?



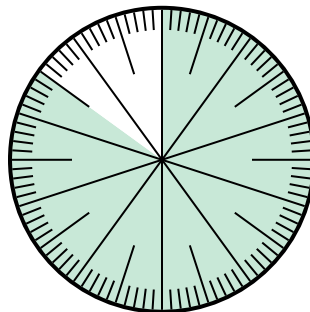
- A.  $\frac{80}{20}$       B.  $\frac{8.00}{100}$   
C.  $\frac{80}{100}$       D. 8.00

- 5) Which choice represents the shaded portion of the number wheel?



- A. 55.0      B. 45  
C. 4.5      D. 0.45

- 6) Which choice represents the un-shaded portion of the number wheel?



- A.  $\frac{1.5}{100}$       B.  $\frac{15}{100}$   
C. 1.50      D. 1.5

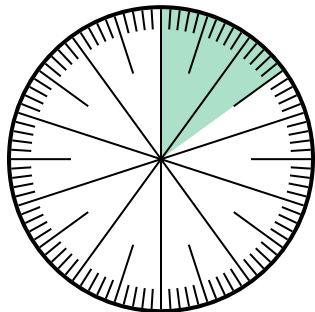
**Answers**

1.     **B**      
2.     **B**      
3.     **B**      
4.     **C**      
5.     **D**      
6.     **B**



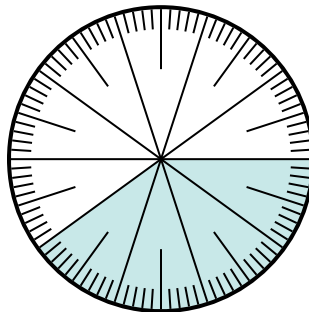
Solve each problem.

- 1) Which choice represents the shaded portion of the number wheel?



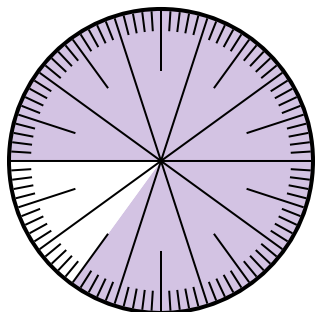
- A.  $\frac{1.50}{100}$       B.  $\frac{15}{100}$   
 C.  $\frac{1.5}{100}$       D. 1.50

- 2) Which choice represents the un-shaded portion of the number wheel?



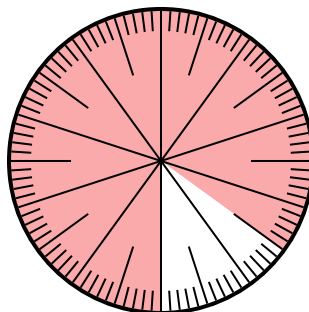
- A.  $\frac{6.00}{100}$       B. 0.6  
 C. 6      D. 6.00

- 3) Which choice represents the un-shaded portion of the number wheel?



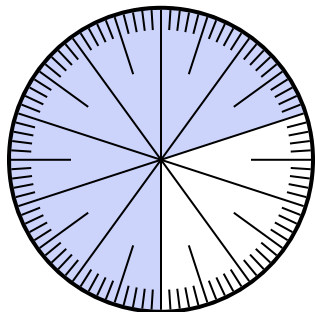
- A. 1.5      B. 0.15  
 C.  $\frac{15}{85}$       D.  $\frac{0.15}{100}$

- 4) Which choice represents the un-shaded portion of the number wheel?



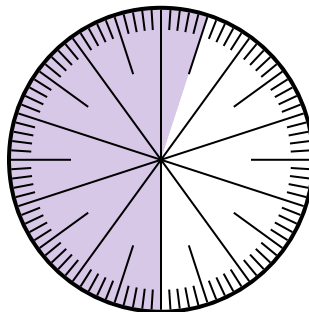
- A. 15      B. 0.15  
 C.  $\frac{0.85}{100}$       D.  $\frac{8.5}{100}$

- 5) Which choice represents the un-shaded portion of the number wheel?



- A. 0.030      B. 30  
 C.  $\frac{3.00}{100}$       D.  $\frac{30}{100}$

- 6) Which choice represents the un-shaded portion of the number wheel?



- A.  $\frac{4.5}{100}$       B. 0.45  
 C. 45      D.  $\frac{4.50}{100}$

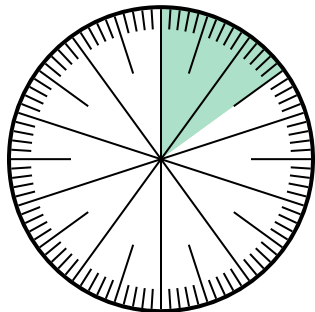
**Answers**

1. \_\_\_\_\_  
 2. \_\_\_\_\_  
 3. \_\_\_\_\_  
 4. \_\_\_\_\_  
 5. \_\_\_\_\_  
 6. \_\_\_\_\_



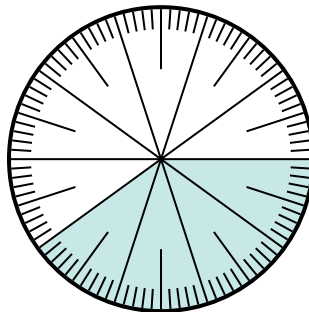
Solve each problem.

1) Which choice represents the shaded portion of the number wheel?



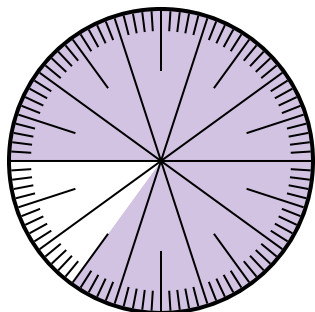
- A.  $\frac{1.50}{100}$       B.  $\frac{15}{100}$   
 C.  $\frac{1.5}{100}$       D. 1.50

2) Which choice represents the un-shaded portion of the number wheel?



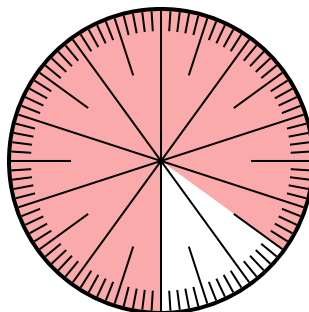
- A.  $\frac{6.00}{100}$       B. 0.6  
 C. 6      D. 6.00

3) Which choice represents the un-shaded portion of the number wheel?



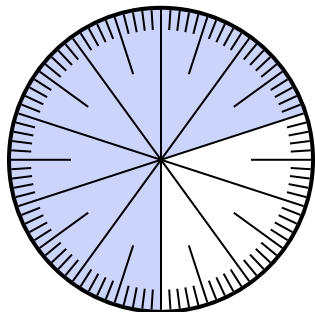
- A. 1.5      B. 0.15  
 C.  $\frac{15}{85}$       D.  $\frac{0.15}{100}$

4) Which choice represents the un-shaded portion of the number wheel?



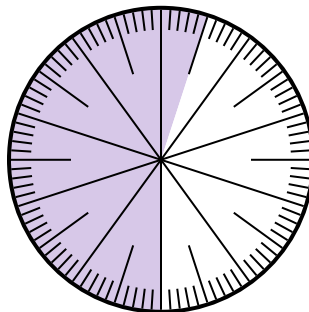
- A. 15      B. 0.15  
 C.  $\frac{0.85}{100}$       D.  $\frac{8.5}{100}$

5) Which choice represents the un-shaded portion of the number wheel?



- A. 0.030      B. 30  
 C.  $\frac{3.00}{100}$       D.  $\frac{30}{100}$

6) Which choice represents the un-shaded portion of the number wheel?



- A.  $\frac{4.5}{100}$       B. 0.45  
 C. 45      D.  $\frac{4.50}{100}$

**Answers**

1.     **B**    

2.     **B**    

3.     **B**    

4.     **B**    

5.     **D**    

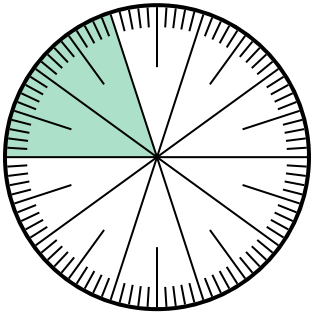
6.     **B**





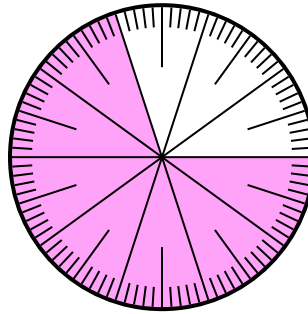
Solve each problem.

- 1) Which choice represents the un-shaded portion of the number wheel?



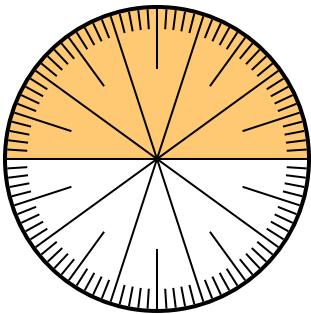
- A.  $\frac{0.8}{100}$       B. 0.8  
C. 8                D.  $\frac{80}{20}$

- 2) Which choice represents the un-shaded portion of the number wheel?



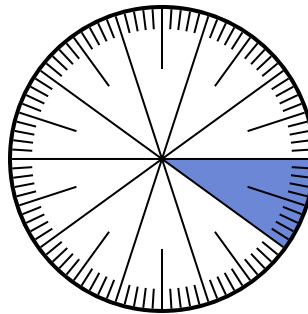
- A. 0.30                B. 70  
C. 0.070              D.  $\frac{70}{30}$

- 3) Which choice represents the un-shaded portion of the number wheel?



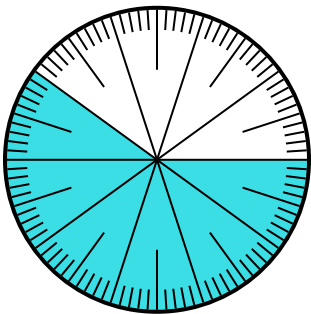
- A. 5.00                B.  $\frac{5}{100}$   
C.  $\frac{5}{100}$                 D. 0.5

- 4) Which choice represents the shaded portion of the number wheel?



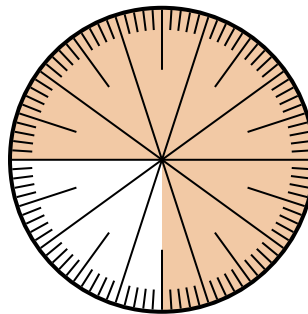
- A. 0.10                B. 1  
C.  $\frac{1}{100}$                 D.  $\frac{0.9}{100}$

- 5) Which choice represents the un-shaded portion of the number wheel?



- A. 4.00                B. 0.40  
C.  $\frac{40}{60}$                 D.  $\frac{4.00}{100}$

- 6) Which choice represents the shaded portion of the number wheel?



- A.  $\frac{75}{25}$                 B. 0.075  
C.  $\frac{75}{100}$                 D. 7.50

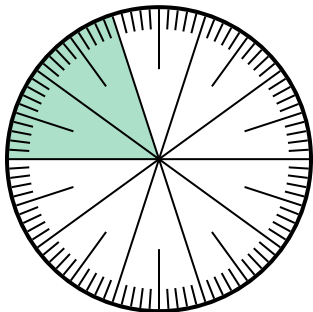
**Answers**

1. \_\_\_\_\_  
2. \_\_\_\_\_  
3. \_\_\_\_\_  
4. \_\_\_\_\_  
5. \_\_\_\_\_  
6. \_\_\_\_\_



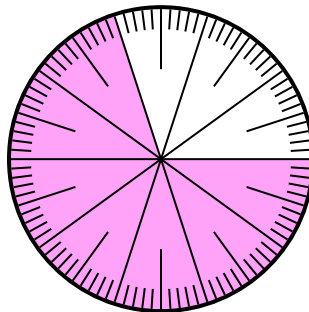
Solve each problem.

- 1) Which choice represents the un-shaded portion of the number wheel?



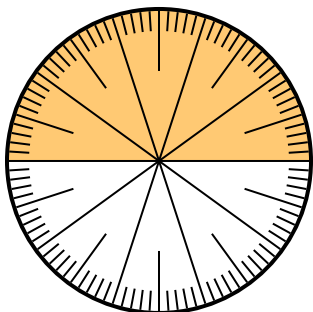
- A.  $\frac{0.8}{100}$       B. 0.8  
C. 8                  D.  $\frac{80}{20}$

- 2) Which choice represents the un-shaded portion of the number wheel?



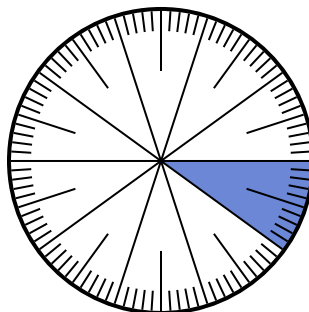
- A. 0.30                  B. 70  
C. 0.070                D.  $\frac{70}{30}$

- 3) Which choice represents the un-shaded portion of the number wheel?



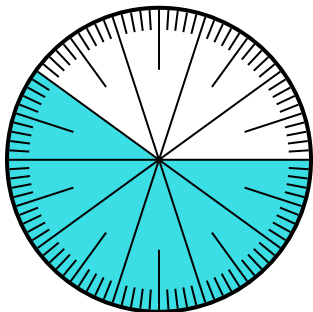
- A. 5.00                  B.  $\frac{5}{100}$   
C.  $\frac{5}{100}$                 D. 0.5

- 4) Which choice represents the shaded portion of the number wheel?



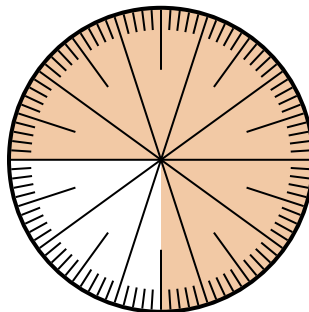
- A. 0.10                  B. 1  
C.  $\frac{1}{100}$                 D.  $\frac{0.9}{100}$

- 5) Which choice represents the un-shaded portion of the number wheel?



- A. 4.00                  B. 0.40  
C.  $\frac{40}{60}$                 D.  $\frac{4.00}{100}$

- 6) Which choice represents the shaded portion of the number wheel?



- A.  $\frac{75}{25}$                   B. 0.075  
C.  $\frac{75}{100}$                 D. 7.50

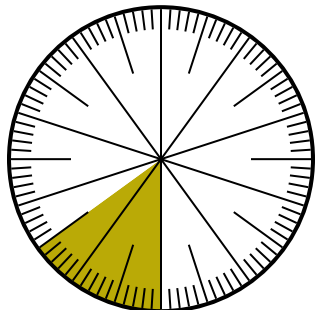
**Answers**

1.   **B**    
2.   **A**    
3.   **D**    
4.   **A**    
5.   **B**    
6.   **C**



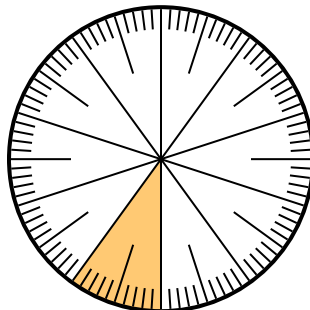
Solve each problem.

- 1) Which choice represents the un-shaded portion of the number wheel?



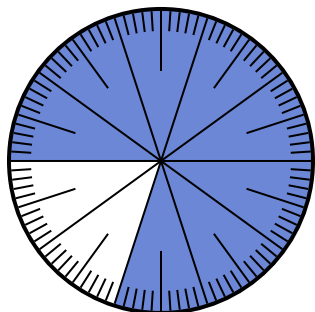
- A.  $\frac{85}{100}$       B.  $\frac{8.5}{100}$   
 C.  $\frac{0.85}{100}$       D.  $\frac{85}{15}$

- 2) Which choice represents the un-shaded portion of the number wheel?



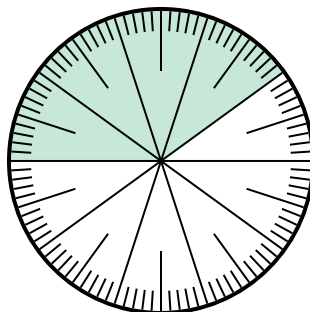
- A. 0.9      B. 90  
 C.  $\frac{1}{100}$       D. 9

- 3) Which choice represents the un-shaded portion of the number wheel?



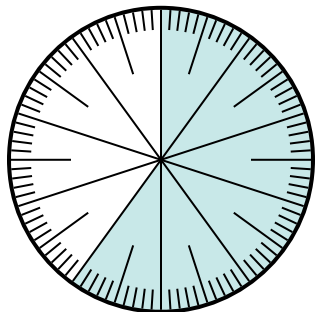
- A. 20      B.  $\frac{20}{80}$   
 C. 0.2      D.  $\frac{20}{10}$

- 4) Which choice represents the un-shaded portion of the number wheel?



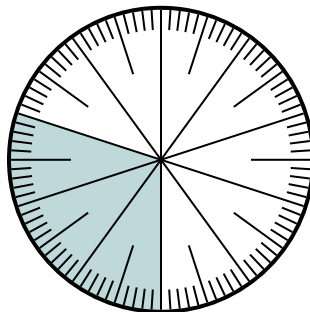
- A. 0.0060      B. 0.6  
 C. 60      D.  $\frac{40}{60}$

- 5) Which choice represents the un-shaded portion of the number wheel?



- A.  $\frac{60}{40}$       B.  $\frac{40}{100}$   
 C.  $\frac{0.4}{100}$       D. 40

- 6) Which choice represents the un-shaded portion of the number wheel?



- A.  $\frac{70}{100}$       B.  $\frac{70}{30}$   
 C. 7      D.  $\frac{30}{70}$

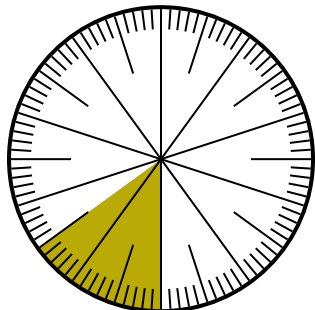
**Answers**

1. \_\_\_\_\_  
 2. \_\_\_\_\_  
 3. \_\_\_\_\_  
 4. \_\_\_\_\_  
 5. \_\_\_\_\_  
 6. \_\_\_\_\_



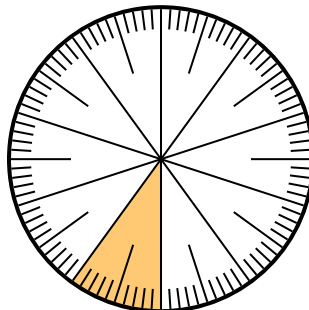
Solve each problem.

- 1) Which choice represents the un-shaded portion of the number wheel?



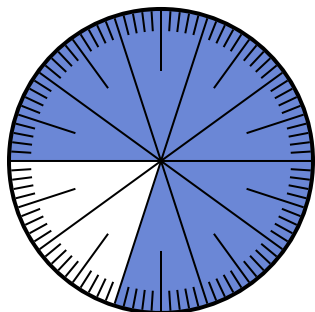
- A.  $\frac{85}{100}$       B.  $\frac{8.5}{100}$   
 C.  $\frac{0.85}{100}$       D.  $\frac{85}{15}$

- 2) Which choice represents the un-shaded portion of the number wheel?



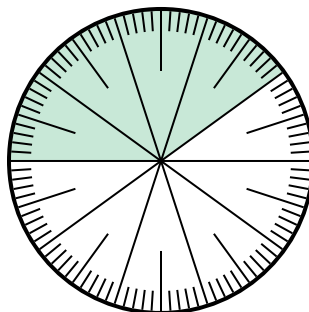
- A. 0.9      B. 90  
 C.  $\frac{1}{100}$       D. 9

- 3) Which choice represents the un-shaded portion of the number wheel?



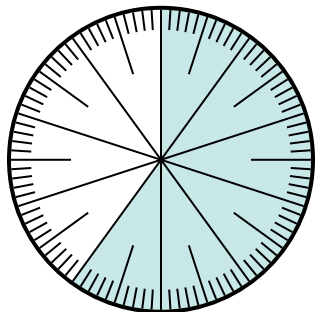
- A. 20      B.  $\frac{20}{80}$   
 C. 0.2      D.  $\frac{20}{10}$

- 4) Which choice represents the un-shaded portion of the number wheel?



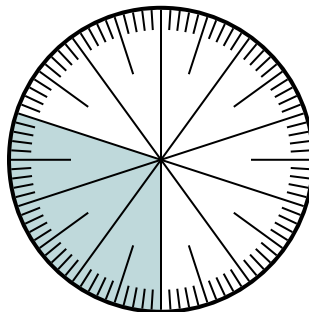
- A. 0.0060      B. 0.6  
 C. 60      D.  $\frac{40}{60}$

- 5) Which choice represents the un-shaded portion of the number wheel?



- A.  $\frac{60}{40}$       B.  $\frac{40}{100}$   
 C.  $\frac{0.4}{100}$       D. 40

- 6) Which choice represents the un-shaded portion of the number wheel?



- A.  $\frac{70}{100}$       B.  $\frac{70}{30}$   
 C. 7      D.  $\frac{30}{70}$

**Answers**

1.   **A**    
 2.   **A**    
 3.   **C**    
 4.   **B**    
 5.   **B**    
 6.   **A**