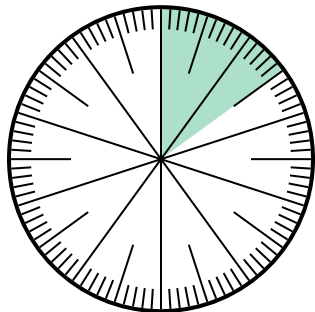




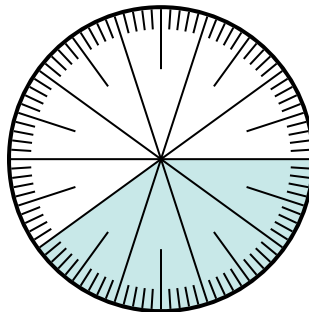
Solve each problem.

1) Which choice represents the shaded portion of the number wheel?



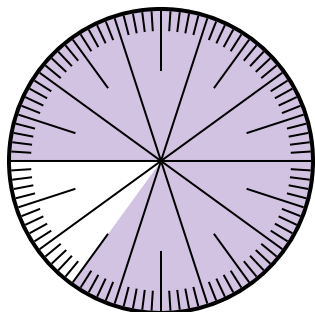
- A.  $\frac{1.50}{100}$       B.  $\frac{15}{100}$   
 C.  $\frac{1.5}{100}$       D. 1.50

2) Which choice represents the un-shaded portion of the number wheel?



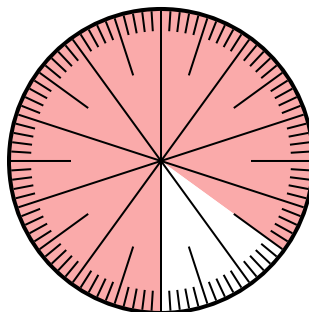
- A.  $\frac{6.00}{100}$       B. 0.6  
 C. 6      D. 6.00

3) Which choice represents the un-shaded portion of the number wheel?



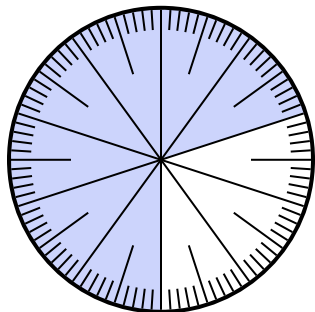
- A. 1.5      B. 0.15  
 C.  $\frac{15}{85}$       D.  $\frac{0.15}{100}$

4) Which choice represents the un-shaded portion of the number wheel?



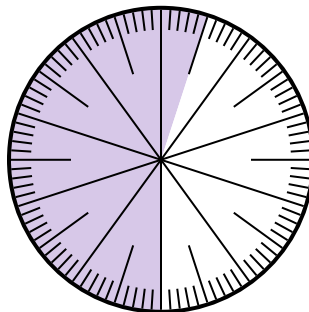
- A. 15      B. 0.15  
 C.  $\frac{0.85}{100}$       D.  $\frac{8.5}{100}$

5) Which choice represents the un-shaded portion of the number wheel?



- A. 0.030      B. 30  
 C.  $\frac{3.00}{100}$       D.  $\frac{30}{100}$

6) Which choice represents the un-shaded portion of the number wheel?



- A.  $\frac{4.5}{100}$       B. 0.45  
 C. 45      D.  $\frac{4.50}{100}$

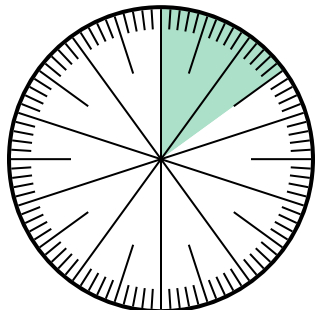
**Answers**

1. \_\_\_\_\_  
 2. \_\_\_\_\_  
 3. \_\_\_\_\_  
 4. \_\_\_\_\_  
 5. \_\_\_\_\_  
 6. \_\_\_\_\_



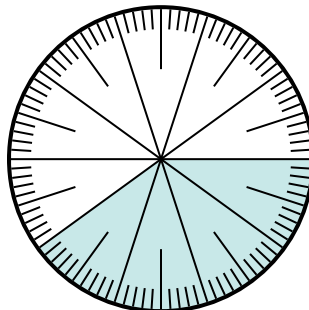
Solve each problem.

- 1) Which choice represents the shaded portion of the number wheel?



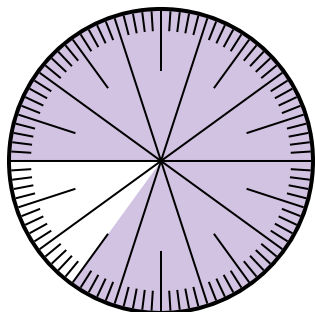
- A.  $\frac{1.50}{100}$       B.  $\frac{15}{100}$   
 C.  $\frac{1.5}{100}$       D. 1.50

- 2) Which choice represents the un-shaded portion of the number wheel?



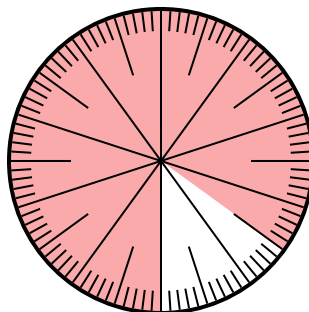
- A.  $\frac{6.00}{100}$       B. 0.6  
 C. 6      D. 6.00

- 3) Which choice represents the un-shaded portion of the number wheel?



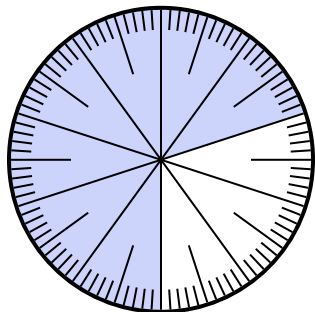
- A. 1.5      B. 0.15  
 C.  $\frac{15}{85}$       D.  $\frac{0.15}{100}$

- 4) Which choice represents the un-shaded portion of the number wheel?



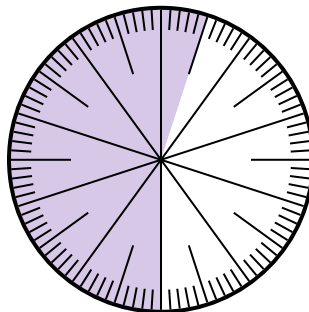
- A. 15      B. 0.15  
 C.  $\frac{0.85}{100}$       D.  $\frac{8.5}{100}$

- 5) Which choice represents the un-shaded portion of the number wheel?



- A. 0.030      B. 30  
 C.  $\frac{3.00}{100}$       D.  $\frac{30}{100}$

- 6) Which choice represents the un-shaded portion of the number wheel?



- A.  $\frac{4.5}{100}$       B. 0.45  
 C. 45      D.  $\frac{4.50}{100}$

**Answers**

1.   **B**  

2.   **B**  

3.   **B**  

4.   **B**  

5.   **D**  

6.   **B**