



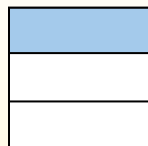
Use the visual model to solve each problem.

Answers

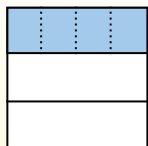
$\frac{1}{3} \div 4 = ?$



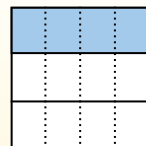
Split the whole into 3 pieces and fill in 1 section.



Next split $\frac{1}{3}$ into 4 groups.



To figure out the size of each piece in comparison to the whole, split the whole into 4 groups.




To solve, start with a whole.

Now you can see the size of $\frac{1}{3}$

This shows the size of each piece.

Each piece is $\frac{1}{12}$ of the whole. Or:
 $\frac{1}{3} \div 4 = \frac{1}{12}$


1) $\frac{1}{3} \div 9 =$




2) $\frac{1}{3} \div 7 =$




3) $\frac{1}{7} \div 3 =$




4) $\frac{1}{7} \div 2 =$



5) $\frac{1}{8} \div 3 =$




6) $\frac{1}{4} \div 4 =$




7) $\frac{1}{8} \div 4 =$




8) $\frac{1}{7} \div 4 =$




9) $\frac{1}{5} \div 5 =$




10) $\frac{1}{4} \div 5 =$



11) $\frac{1}{7} \div 7 =$



12) $\frac{1}{8} \div 6 =$



1. _____
2. _____
3. _____
4. _____
5. _____
6. _____
7. _____
8. _____
9. _____
10. _____
11. _____
12. _____



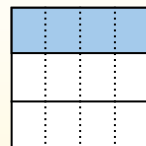
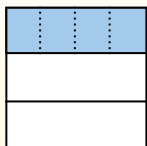
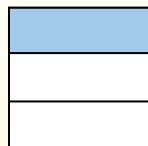
Use the visual model to solve each problem.

$$\frac{1}{3} \div 4 = ?$$

Split the whole into 3 pieces and fill in 1 section.

Next split $\frac{1}{3}$ into 4 groups.

To figure out the size of each piece in comparison to the whole, split the whole into 4 groups.



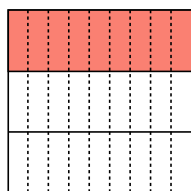
To solve, start with a whole.

Now you can see the size of $\frac{1}{3}$

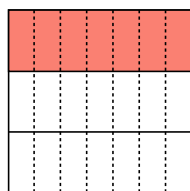
This shows the size of each piece.

Each piece is $\frac{1}{12}$ of the whole. Or: $\frac{1}{3} \div 4 = \frac{1}{12}$

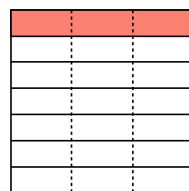
1) $\frac{1}{3} \div 9 =$




2) $\frac{1}{3} \div 7 =$



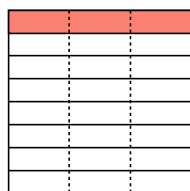
3) $\frac{1}{7} \div 3 =$



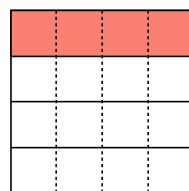
4) $\frac{1}{7} \div 2 =$



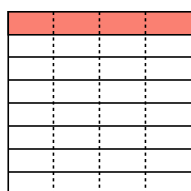
5) $\frac{1}{8} \div 3 =$



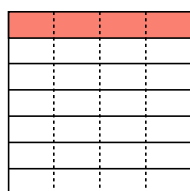
6) $\frac{1}{4} \div 4 =$



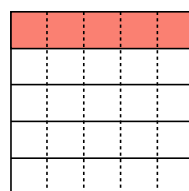
7) $\frac{1}{8} \div 4 =$



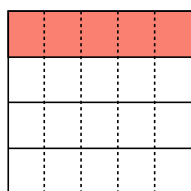
8) $\frac{1}{7} \div 4 =$



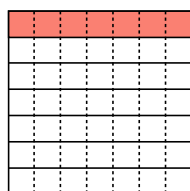
9) $\frac{1}{5} \div 5 =$



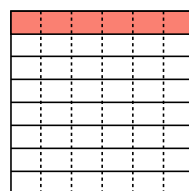
10) $\frac{1}{4} \div 5 =$



11) $\frac{1}{7} \div 7 =$



12) $\frac{1}{8} \div 6 =$



Answers

1. $\frac{1}{27}$

2. $\frac{1}{21}$

3. $\frac{1}{21}$

4. $\frac{1}{14}$

5. $\frac{1}{24}$

6. $\frac{1}{16}$

7. $\frac{1}{32}$

8. $\frac{1}{28}$

9. $\frac{1}{25}$

10. $\frac{1}{20}$

11. $\frac{1}{49}$


12. $\frac{1}{48}$



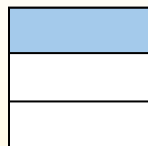
Use the visual model to solve each problem.

Answers

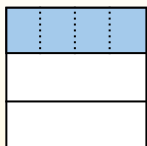
$\frac{1}{3} \div 4 = ?$



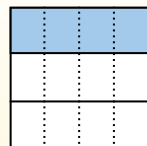
Split the whole into 3 pieces and fill in 1 section.



Next split $\frac{1}{3}$ into 4 groups.



To figure out the size of each piece in comparison to the whole, split the whole into 4 groups.




To solve, start with a whole.

Now you can see the size of $\frac{1}{3}$


This shows the size of each piece.

Each piece is $\frac{1}{12}$ of the whole. Or:
 $\frac{1}{3} \div 4 = \frac{1}{12}$


1) $\frac{1}{7} \div 3 =$




2) $\frac{1}{3} \div 6 =$



3) $\frac{1}{6} \div 2 =$



4) $\frac{1}{8} \div 3 =$



5) $\frac{1}{8} \div 2 =$




6) $\frac{1}{4} \div 4 =$




7) $\frac{1}{7} \div 9 =$




8) $\frac{1}{3} \div 9 =$




9) $\frac{1}{2} \div 8 =$




10) $\frac{1}{4} \div 8 =$



11) $\frac{1}{7} \div 2 =$



12) $\frac{1}{2} \div 6 =$



1. _____
2. _____
3. _____
4. _____
5. _____
6. _____
7. _____
8. _____
9. _____
10. _____
11. _____
12. _____




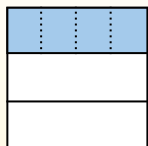
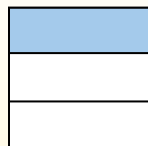

Use the visual model to solve each problem.

$\frac{1}{3} \div 4 = ?$

Split the whole into 3 pieces and fill in 1 section.

Next split $\frac{1}{3}$ into 4 groups.

To figure out the size of each piece in comparison to the whole, split the whole into 4 groups.



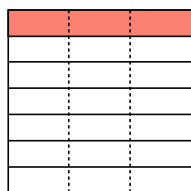
To solve, start with a whole.

Now you can see the size of $\frac{1}{3}$

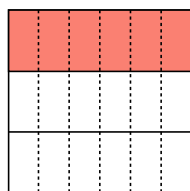
This shows the size of each piece.

Each piece is $\frac{1}{12}$ of the whole. Or: $\frac{1}{3} \div 4 = \frac{1}{12}$

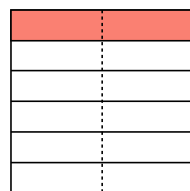
1) $\frac{1}{7} \div 3 =$



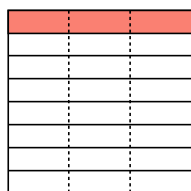
2) $\frac{1}{3} \div 6 =$



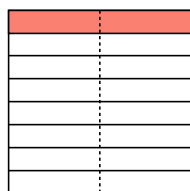
3) $\frac{1}{6} \div 2 =$



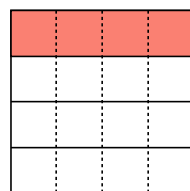
4) $\frac{1}{8} \div 3 =$



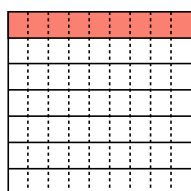
5) $\frac{1}{8} \div 2 =$



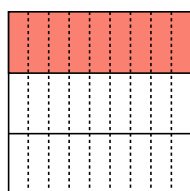
6) $\frac{1}{4} \div 4 =$



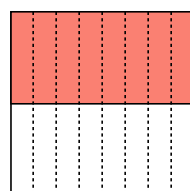
7) $\frac{1}{7} \div 9 =$



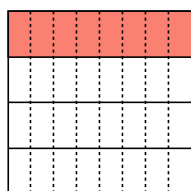
8) $\frac{1}{3} \div 9 =$




9) $\frac{1}{2} \div 8 =$



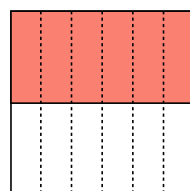
10) $\frac{1}{4} \div 8 =$



11) $\frac{1}{7} \div 2 =$



12) $\frac{1}{2} \div 6 =$



Answers

1. $\frac{1}{21}$

2. $\frac{1}{18}$

3. $\frac{1}{12}$

4. $\frac{1}{24}$

5. $\frac{1}{16}$

6. $\frac{1}{16}$

7. $\frac{1}{63}$

8. $\frac{1}{27}$

9. $\frac{1}{16}$

10. $\frac{1}{32}$

11. $\frac{1}{14}$


12. $\frac{1}{12}$



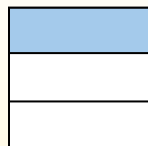
Use the visual model to solve each problem.

Answers

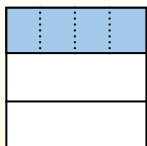
$\frac{1}{3} \div 4 = ?$



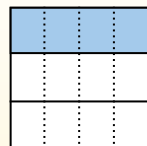
Split the whole into 3 pieces and fill in 1 section.



Next split $\frac{1}{3}$ into 4 groups.



To figure out the size of each piece in comparison to the whole, split the whole into 4 groups.




To solve, start with a whole.

Now you can see the size of $\frac{1}{3}$


This shows the size of each piece.

Each piece is $\frac{1}{12}$ of the whole. Or:
 $\frac{1}{3} \div 4 = \frac{1}{12}$


1) $\frac{1}{3} \div 2 =$




2) $\frac{1}{4} \div 6 =$




3) $\frac{1}{2} \div 3 =$




4) $\frac{1}{4} \div 5 =$




5) $\frac{1}{9} \div 2 =$



6) $\frac{1}{6} \div 2 =$



7) $\frac{1}{3} \div 4 =$




8) $\frac{1}{6} \div 6 =$




9) $\frac{1}{4} \div 7 =$




10) $\frac{1}{2} \div 5 =$



11) $\frac{1}{7} \div 6 =$



12) $\frac{1}{4} \div 2 =$




1. _____
2. _____
3. _____
4. _____
5. _____
6. _____
7. _____
8. _____
9. _____
10. _____
11. _____
12. _____



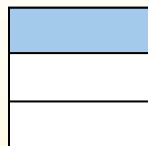
Use the visual model to solve each problem.

$$\frac{1}{3} \div 4 = ?$$



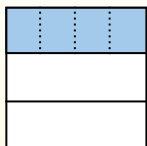
To solve, start with a whole.

Split the whole into 3 pieces and fill in 1 section.



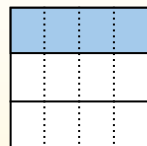
Now you can see the size of $\frac{1}{3}$

Next split $\frac{1}{3}$ into 4 groups.



This shows the size of each piece.

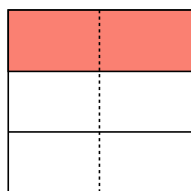
To figure out the size of each piece in comparison to the whole, split the whole into 4 groups.



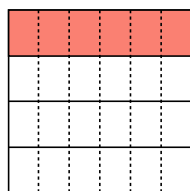
Each piece is $\frac{1}{12}$ of the whole. Or: $\frac{1}{3} \div 4 = \frac{1}{12}$

Answers

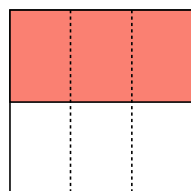
1) $\frac{1}{3} \div 2 =$



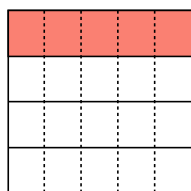
2) $\frac{1}{4} \div 6 =$




3) $\frac{1}{2} \div 3 =$



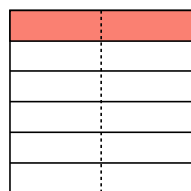
4) $\frac{1}{4} \div 5 =$



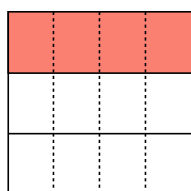
5) $\frac{1}{9} \div 2 =$



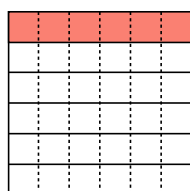
6) $\frac{1}{6} \div 2 =$



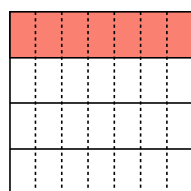
7) $\frac{1}{3} \div 4 =$



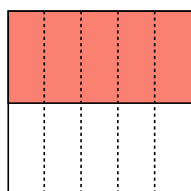
8) $\frac{1}{6} \div 6 =$



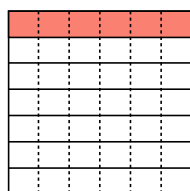
9) $\frac{1}{4} \div 7 =$



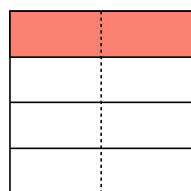
10) $\frac{1}{2} \div 5 =$



11) $\frac{1}{7} \div 6 =$



12) $\frac{1}{4} \div 2 =$



1. $\frac{1}{6}$
2. $\frac{1}{24}$
3. $\frac{1}{6}$
4. $\frac{1}{20}$
5. $\frac{1}{18}$
6. $\frac{1}{12}$
7. $\frac{1}{12}$
8. $\frac{1}{36}$
9. $\frac{1}{28}$
10. $\frac{1}{10}$
11. $\frac{1}{42}$
12. $\frac{1}{8}$



Use the visual model to solve each problem.


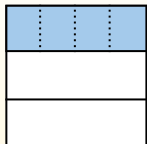
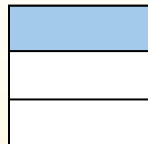

Answers

$\frac{1}{3} \div 4 = ?$

Split the whole into 3 pieces and fill in 1 section.

Next split $\frac{1}{3}$ into 4 groups.

To figure out the size of each piece in comparison to the whole, split the whole into 4 groups.




To solve, start with a whole.

Now you can see the size of $\frac{1}{3}$


This shows the size of each piece.

Each piece is $\frac{1}{12}$ of the whole. Or: $\frac{1}{3} \div 4 = \frac{1}{12}$


1) $\frac{1}{3} \div 3 =$




2) $\frac{1}{6} \div 7 =$




3) $\frac{1}{8} \div 6 =$




4) $\frac{1}{4} \div 4 =$




5) $\frac{1}{6} \div 5 =$



6) $\frac{1}{2} \div 4 =$




7) $\frac{1}{2} \div 3 =$



8) $\frac{1}{9} \div 4 =$




9) $\frac{1}{9} \div 3 =$




10) $\frac{1}{3} \div 2 =$



11) $\frac{1}{3} \div 5 =$



12) $\frac{1}{8} \div 9 =$



1. _____
2. _____
3. _____
4. _____
5. _____
6. _____
7. _____
8. _____
9. _____
10. _____
11. _____
12. _____




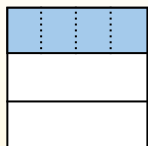
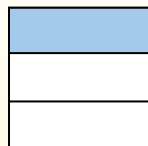

Use the visual model to solve each problem.

$\frac{1}{3} \div 4 = ?$

Split the whole into 3 pieces and fill in 1 section.

Next split $\frac{1}{3}$ into 4 groups.

To figure out the size of each piece in comparison to the whole, split the whole into 4 groups.



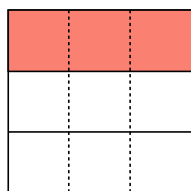
To solve, start with a whole.

Now you can see the size of $\frac{1}{3}$

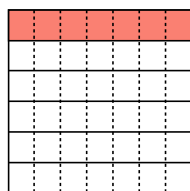
This shows the size of each piece.

Each piece is $\frac{1}{12}$ of the whole. Or: $\frac{1}{3} \div 4 = \frac{1}{12}$

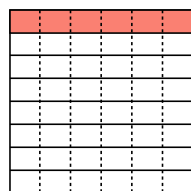
1) $\frac{1}{3} \div 3 =$



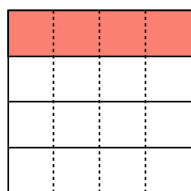
2) $\frac{1}{6} \div 7 =$



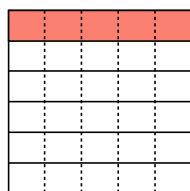
3) $\frac{1}{8} \div 6 =$



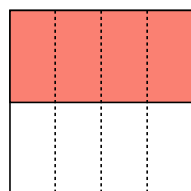
4) $\frac{1}{4} \div 4 =$



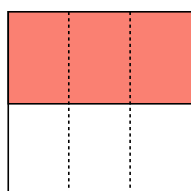
5) $\frac{1}{6} \div 5 =$



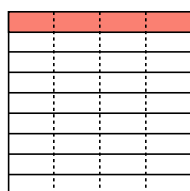
6) $\frac{1}{2} \div 4 =$



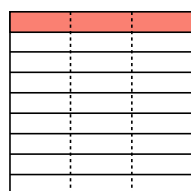
7) $\frac{1}{2} \div 3 =$



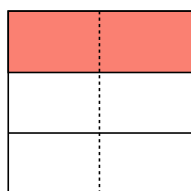
8) $\frac{1}{9} \div 4 =$



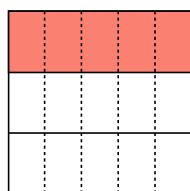
9) $\frac{1}{9} \div 3 =$




10) $\frac{1}{3} \div 2 =$



11) $\frac{1}{3} \div 5 =$



12) $\frac{1}{8} \div 9 =$



Answers

1. $\frac{1}{9}$

2. $\frac{1}{42}$

3. $\frac{1}{48}$

4. $\frac{1}{16}$

5. $\frac{1}{30}$

6. $\frac{1}{8}$

7. $\frac{1}{6}$

8. $\frac{1}{36}$

9. $\frac{1}{27}$

10. $\frac{1}{6}$

11. $\frac{1}{15}$

12. $\frac{1}{72}$



Use the visual model to solve each problem.

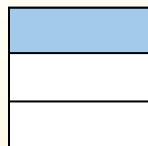
Answers

$$\frac{1}{3} \div 4 = ?$$



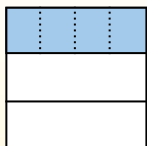
To solve, start with a whole.

Split the whole into 3 pieces and fill in 1 section.



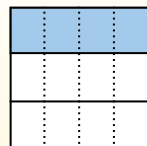
Now you can see the size of $\frac{1}{3}$

Next split $\frac{1}{3}$ into 4 groups.




This shows the size of each piece.

To figure out the size of each piece in comparison to the whole, split the whole into 4 groups.




Each piece is $\frac{1}{12}$ of the whole. Or:
 $\frac{1}{3} \div 4 = \frac{1}{12}$


1) $\frac{1}{5} \div 2 =$




2) $\frac{1}{7} \div 3 =$




3) $\frac{1}{6} \div 7 =$



4) $\frac{1}{3} \div 4 =$



5) $\frac{1}{2} \div 6 =$



6) $\frac{1}{5} \div 4 =$




7) $\frac{1}{9} \div 8 =$




8) $\frac{1}{9} \div 7 =$




9) $\frac{1}{2} \div 9 =$




10) $\frac{1}{2} \div 3 =$



11) $\frac{1}{8} \div 3 =$



12) $\frac{1}{9} \div 3 =$



1. _____
2. _____
3. _____
4. _____
5. _____
6. _____
7. _____
8. _____
9. _____
10. _____
11. _____
12. _____



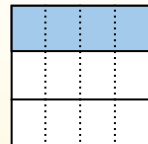
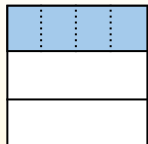
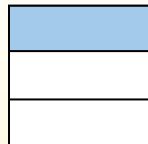

Use the visual model to solve each problem.

$$\frac{1}{3} \div 4 = ?$$

Split the whole into 3 pieces and fill in 1 section.

Next split $\frac{1}{3}$ into 4 groups.

To figure out the size of each piece in comparison to the whole, split the whole into 4 groups.




To solve, start with a whole.

Now you can see the size of $\frac{1}{3}$

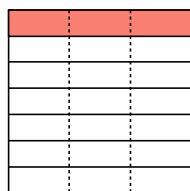
This shows the size of each piece.

Each piece is $\frac{1}{12}$ of the whole. Or: $\frac{1}{3} \div 4 = \frac{1}{12}$

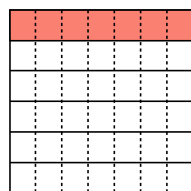
1) $\frac{1}{5} \div 2 =$



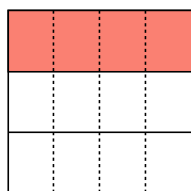
2) $\frac{1}{7} \div 3 =$



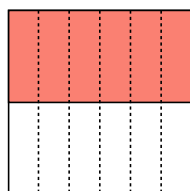
3) $\frac{1}{6} \div 7 =$



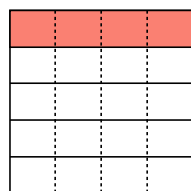
4) $\frac{1}{3} \div 4 =$



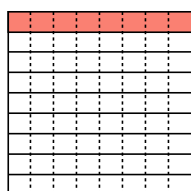
5) $\frac{1}{2} \div 6 =$



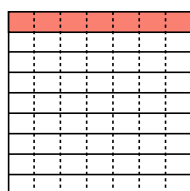
6) $\frac{1}{5} \div 4 =$



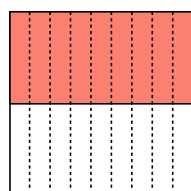
7) $\frac{1}{9} \div 8 =$



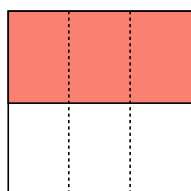
8) $\frac{1}{9} \div 7 =$



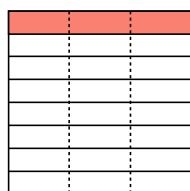
9) $\frac{1}{2} \div 9 =$



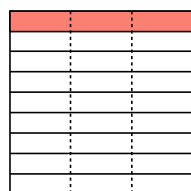
10) $\frac{1}{2} \div 3 =$



11) $\frac{1}{8} \div 3 =$



12) $\frac{1}{9} \div 3 =$



Answers

1. $\frac{1}{10}$

2. $\frac{1}{21}$

3. $\frac{1}{42}$

4. $\frac{1}{12}$

5. $\frac{1}{12}$

6. $\frac{1}{20}$

7. $\frac{1}{72}$

8. $\frac{1}{63}$

9. $\frac{1}{18}$

10. $\frac{1}{6}$

11. $\frac{1}{24}$

12. $\frac{1}{27}$



Use the visual model to solve each problem.

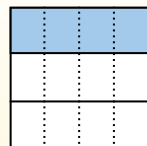
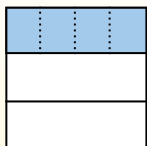
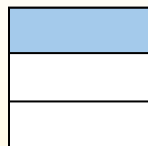
Answers

$\frac{1}{3} \div 4 = ?$

Split the whole into 3 pieces and fill in 1 section.

Next split $\frac{1}{3}$ into 4 groups.

To figure out the size of each piece in comparison to the whole, split the whole into 4 groups.




To solve, start with a whole.

Now you can see the size of $\frac{1}{3}$


This shows the size of each piece.

Each piece is $\frac{1}{12}$ of the whole. Or: $\frac{1}{3} \div 4 = \frac{1}{12}$

1) $\frac{1}{2} \div 8 =$




2) $\frac{1}{9} \div 6 =$




3) $\frac{1}{3} \div 8 =$




4) $\frac{1}{7} \div 9 =$




5) $\frac{1}{2} \div 3 =$




6) $\frac{1}{8} \div 9 =$




7) $\frac{1}{9} \div 3 =$




8) $\frac{1}{4} \div 5 =$




9) $\frac{1}{3} \div 9 =$




10) $\frac{1}{5} \div 6 =$



11) $\frac{1}{7} \div 6 =$



12) $\frac{1}{7} \div 5 =$



1. _____
2. _____
3. _____
4. _____
5. _____
6. _____
7. _____
8. _____
9. _____
10. _____
11. _____
12. _____



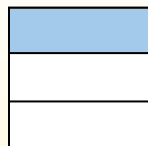
Use the visual model to solve each problem.

$$\frac{1}{3} \div 4 = ?$$



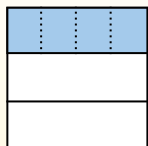
To solve, start with a whole.

Split the whole into 3 pieces and fill in 1 section.



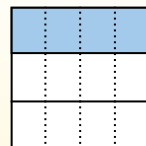
Now you can see the size of $\frac{1}{3}$

Next split $\frac{1}{3}$ into 4 groups.



This shows the size of each piece.

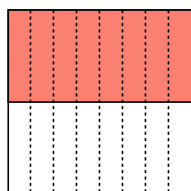
To figure out the size of each piece in comparison to the whole, split the whole into 4 groups.



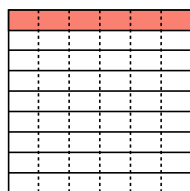
Each piece is $\frac{1}{12}$ of the whole. Or: $\frac{1}{3} \div 4 = \frac{1}{12}$

Answers

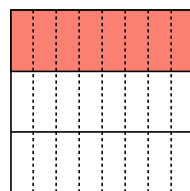
1) $\frac{1}{2} \div 8 =$



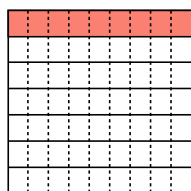
2) $\frac{1}{9} \div 6 =$



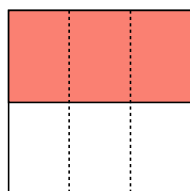
3) $\frac{1}{3} \div 8 =$




4) $\frac{1}{7} \div 9 =$



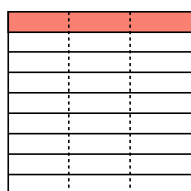
5) $\frac{1}{2} \div 3 =$



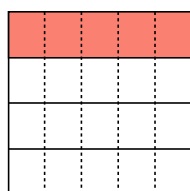
6) $\frac{1}{8} \div 9 =$



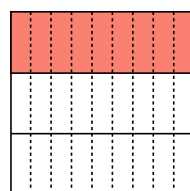
7) $\frac{1}{9} \div 3 =$



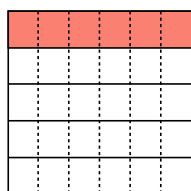
8) $\frac{1}{4} \div 5 =$



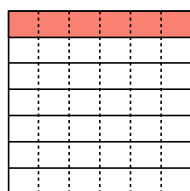
9) $\frac{1}{3} \div 9 =$



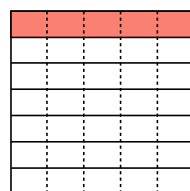
10) $\frac{1}{5} \div 6 =$



11) $\frac{1}{7} \div 6 =$



12) $\frac{1}{7} \div 5 =$




1. $\frac{1}{16}$
2. $\frac{1}{54}$
3. $\frac{1}{24}$
4. $\frac{1}{63}$
5. $\frac{1}{6}$
6. $\frac{1}{72}$
7. $\frac{1}{27}$
8. $\frac{1}{20}$
9. $\frac{1}{27}$
10. $\frac{1}{30}$
11. $\frac{1}{42}$
12. $\frac{1}{35}$



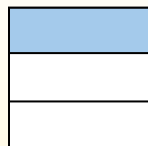
Use the visual model to solve each problem.

Answers

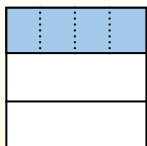
$\frac{1}{3} \div 4 = ?$



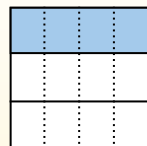
Split the whole into 3 pieces and fill in 1 section.



Next split $\frac{1}{3}$ into 4 groups.



To figure out the size of each piece in comparison to the whole, split the whole into 4 groups.



To solve, start with a whole.

Now you can see the size of $\frac{1}{3}$


This shows the size of each piece.

Each piece is $\frac{1}{12}$ of the whole. Or:

$\frac{1}{3} \div 4 = \frac{1}{12}$

1. _____
2. _____
3. _____
4. _____
5. _____
6. _____
7. _____
8. _____
9. _____
10. _____
11. _____
12. _____

1) $\frac{1}{8} \div 6 =$




2) $\frac{1}{6} \div 2 =$




3) $\frac{1}{5} \div 7 =$




4) $\frac{1}{5} \div 4 =$




5) $\frac{1}{3} \div 6 =$




6) $\frac{1}{4} \div 7 =$




7) $\frac{1}{2} \div 6 =$




8) $\frac{1}{4} \div 3 =$



9) $\frac{1}{7} \div 7 =$




10) $\frac{1}{8} \div 3 =$



11) $\frac{1}{2} \div 9 =$




12) $\frac{1}{5} \div 3 =$





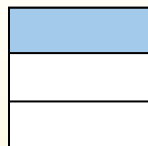
Use the visual model to solve each problem.

$$\frac{1}{3} \div 4 = ?$$



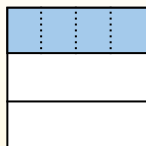
To solve, start with a whole.

Split the whole into 3 pieces and fill in 1 section.



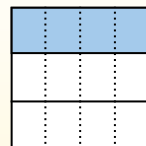
Now you can see the size of $\frac{1}{3}$

Next split $\frac{1}{3}$ into 4 groups.



This shows the size of each piece.

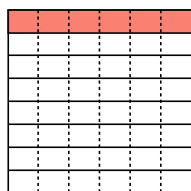
To figure out the size of each piece in comparison to the whole, split the whole into 4 groups.



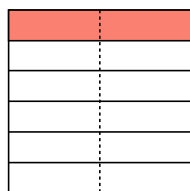
Each piece is $\frac{1}{12}$ of the whole. Or: $\frac{1}{3} \div 4 = \frac{1}{12}$

Answers

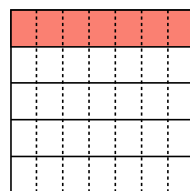
1) $\frac{1}{8} \div 6 =$



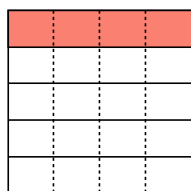
2) $\frac{1}{6} \div 2 =$



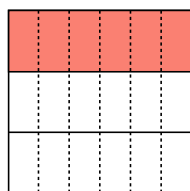
3) $\frac{1}{5} \div 7 =$



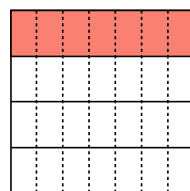
4) $\frac{1}{5} \div 4 =$



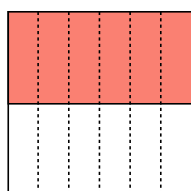
5) $\frac{1}{3} \div 6 =$



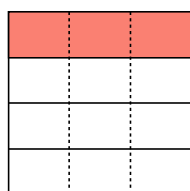
6) $\frac{1}{4} \div 7 =$



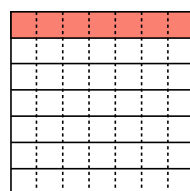
7) $\frac{1}{2} \div 6 =$



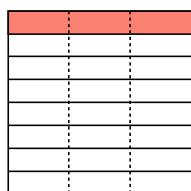
8) $\frac{1}{4} \div 3 =$



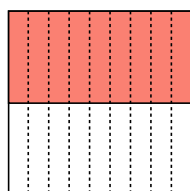
9) $\frac{1}{7} \div 7 =$



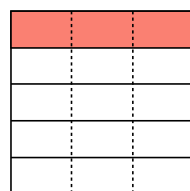
10) $\frac{1}{8} \div 3 =$



11) $\frac{1}{2} \div 9 =$



12) $\frac{1}{5} \div 3 =$




1. $\frac{1}{48}$
2. $\frac{1}{12}$
3. $\frac{1}{35}$
4. $\frac{1}{20}$
5. $\frac{1}{18}$
6. $\frac{1}{28}$
7. $\frac{1}{12}$
8. $\frac{1}{12}$
9. $\frac{1}{49}$
10. $\frac{1}{24}$
11. $\frac{1}{18}$
12. $\frac{1}{15}$



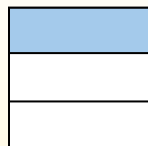
Use the visual model to solve each problem.

Answers

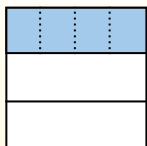
$\frac{1}{3} \div 4 = ?$



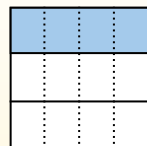
Split the whole into 3 pieces and fill in 1 section.



Next split $\frac{1}{3}$ into 4 groups.



To figure out the size of each piece in comparison to the whole, split the whole into 4 groups.



To solve, start with a whole.


Now you can see the size of $\frac{1}{3}$

This shows the size of each piece.


Each piece is $\frac{1}{12}$ of the whole. Or:

$\frac{1}{3} \div 4 = \frac{1}{12}$


1) $\frac{1}{5} \div 8 =$




2) $\frac{1}{4} \div 5 =$




3) $\frac{1}{2} \div 3 =$



4) $\frac{1}{4} \div 7 =$



5) $\frac{1}{9} \div 9 =$




6) $\frac{1}{9} \div 5 =$



7) $\frac{1}{6} \div 3 =$




8) $\frac{1}{2} \div 5 =$




9) $\frac{1}{9} \div 8 =$




10) $\frac{1}{5} \div 4 =$



11) $\frac{1}{4} \div 6 =$



12) $\frac{1}{2} \div 6 =$



1. _____
2. _____
3. _____
4. _____
5. _____
6. _____
7. _____
8. _____
9. _____
10. _____
11. _____
12. _____



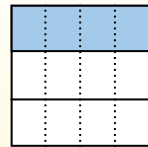
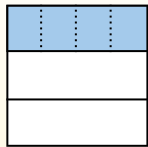
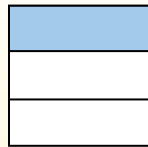

Use the visual model to solve each problem.

$$\frac{1}{3} \div 4 = ?$$

Split the whole into 3 pieces and fill in 1 section.

Next split $\frac{1}{3}$ into 4 groups.

To figure out the size of each piece in comparison to the whole, split the whole into 4 groups.



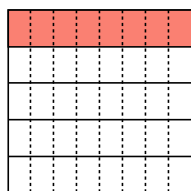
To solve, start with a whole.

Now you can see the size of $\frac{1}{3}$

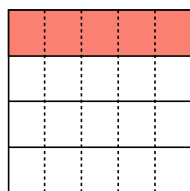
This shows the size of each piece.

Each piece is $\frac{1}{12}$ of the whole. Or:
 $\frac{1}{3} \div 4 = \frac{1}{12}$

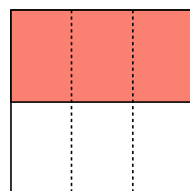
1) $\frac{1}{5} \div 8 =$



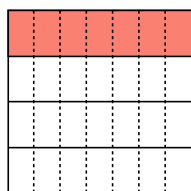
2) $\frac{1}{4} \div 5 =$



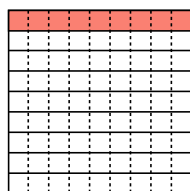
3) $\frac{1}{2} \div 3 =$



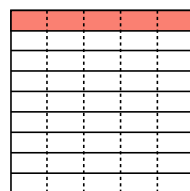
4) $\frac{1}{4} \div 7 =$



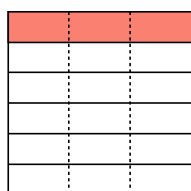
5) $\frac{1}{9} \div 9 =$



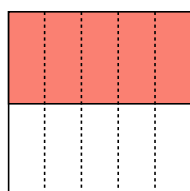
6) $\frac{1}{9} \div 5 =$



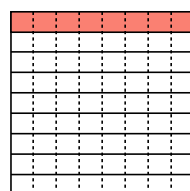
7) $\frac{1}{6} \div 3 =$



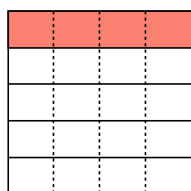
8) $\frac{1}{2} \div 5 =$



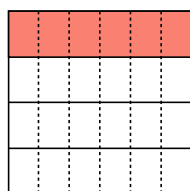
9) $\frac{1}{9} \div 8 =$



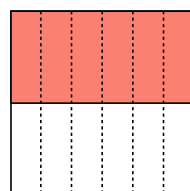
10) $\frac{1}{5} \div 4 =$



11) $\frac{1}{4} \div 6 =$



12) $\frac{1}{2} \div 6 =$



Answers

1. $\frac{1}{40}$

2. $\frac{1}{20}$

3. $\frac{1}{6}$

4. $\frac{1}{28}$

5. $\frac{1}{81}$

6. $\frac{1}{45}$

7. $\frac{1}{18}$

8. $\frac{1}{10}$

9. $\frac{1}{72}$

10. $\frac{1}{20}$

11. $\frac{1}{24}$

12. $\frac{1}{12}$



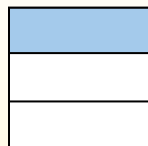
Use the visual model to solve each problem.

Answers

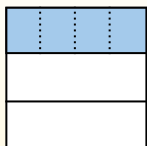
$\frac{1}{3} \div 4 = ?$



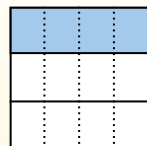
Split the whole into 3 pieces and fill in 1 section.



Next split $\frac{1}{3}$ into 4 groups.



To figure out the size of each piece in comparison to the whole, split the whole into 4 groups.



To solve, start with a whole.

Now you can see the size of $\frac{1}{3}$

This shows the size of each piece.

Each piece is $\frac{1}{12}$ of the whole. Or:


$\frac{1}{3} \div 4 = \frac{1}{12}$

1. _____
2. _____
3. _____
4. _____
5. _____
6. _____
7. _____
8. _____
9. _____
10. _____
11. _____
12. _____

1) $\frac{1}{7} \div 3 =$




2) $\frac{1}{6} \div 7 =$




3) $\frac{1}{4} \div 3 =$




4) $\frac{1}{9} \div 4 =$



5) $\frac{1}{6} \div 9 =$



6) $\frac{1}{3} \div 6 =$



7) $\frac{1}{5} \div 8 =$



8) $\frac{1}{7} \div 2 =$




9) $\frac{1}{5} \div 3 =$




10) $\frac{1}{2} \div 3 =$



11) $\frac{1}{5} \div 4 =$



12) $\frac{1}{8} \div 9 =$






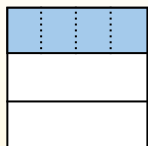
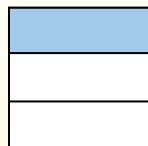
Use the visual model to solve each problem.

$$\frac{1}{3} \div 4 = ?$$

Split the whole into 3 pieces and fill in 1 section.

Next split $\frac{1}{3}$ into 4 groups.

To figure out the size of each piece in comparison to the whole, split the whole into 4 groups.



To solve, start with a whole.

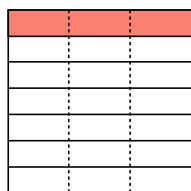
Now you can see the size of $\frac{1}{3}$

This shows the size of each piece.

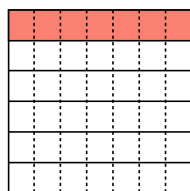
Each piece is $\frac{1}{12}$ of the whole. Or: $\frac{1}{3} \div 4 = \frac{1}{12}$

Answers

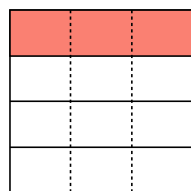
1) $\frac{1}{7} \div 3 =$



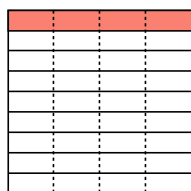
2) $\frac{1}{6} \div 7 =$



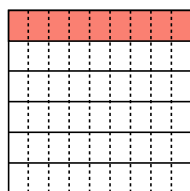
3) $\frac{1}{4} \div 3 =$



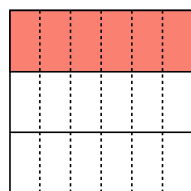
4) $\frac{1}{9} \div 4 =$



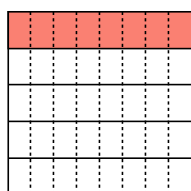
5) $\frac{1}{6} \div 9 =$




6) $\frac{1}{3} \div 6 =$



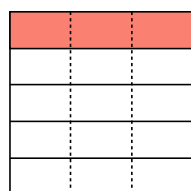
7) $\frac{1}{5} \div 8 =$



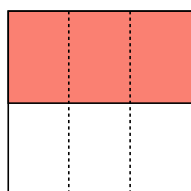
8) $\frac{1}{7} \div 2 =$



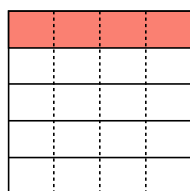
9) $\frac{1}{5} \div 3 =$




10) $\frac{1}{2} \div 3 =$



11) $\frac{1}{5} \div 4 =$



12) $\frac{1}{8} \div 9 =$




1. $\frac{1}{21}$
2. $\frac{1}{42}$
3. $\frac{1}{12}$
4. $\frac{1}{36}$
5. $\frac{1}{54}$
6. $\frac{1}{18}$
7. $\frac{1}{40}$
8. $\frac{1}{14}$
9. $\frac{1}{15}$
10. $\frac{1}{6}$
11. $\frac{1}{20}$
12. $\frac{1}{72}$



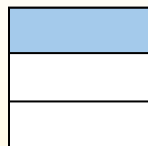
Use the visual model to solve each problem.

Answers

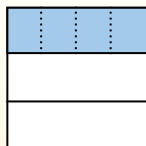
$\frac{1}{3} \div 4 = ?$



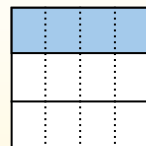
Split the whole into 3 pieces and fill in 1 section.



Next split $\frac{1}{3}$ into 4 groups.



To figure out the size of each piece in comparison to the whole, split the whole into 4 groups.




To solve, start with a whole.

Now you can see the size of $\frac{1}{3}$

This shows the size of each piece.

Each piece is $\frac{1}{12}$ of the whole. Or:
 $\frac{1}{3} \div 4 = \frac{1}{12}$


1) $\frac{1}{6} \div 5 =$




2) $\frac{1}{7} \div 9 =$




3) $\frac{1}{4} \div 9 =$




4) $\frac{1}{8} \div 7 =$



5) $\frac{1}{4} \div 7 =$



6) $\frac{1}{6} \div 7 =$



7) $\frac{1}{5} \div 5 =$




8) $\frac{1}{9} \div 9 =$




9) $\frac{1}{8} \div 4 =$




10) $\frac{1}{6} \div 6 =$



11) $\frac{1}{2} \div 3 =$



12) $\frac{1}{3} \div 2 =$



1. _____
2. _____
3. _____
4. _____
5. _____
6. _____
7. _____
8. _____
9. _____
10. _____
11. _____
12. _____



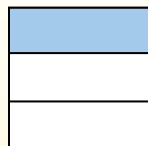
Use the visual model to solve each problem.

$$\frac{1}{3} \div 4 = ?$$



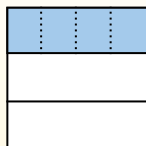
To solve, start with a whole.

Split the whole into 3 pieces and fill in 1 section.



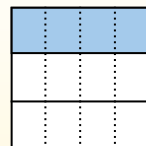
Now you can see the size of $\frac{1}{3}$

Next split $\frac{1}{3}$ into 4 groups.



This shows the size of each piece.

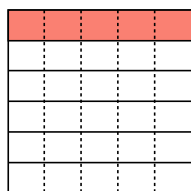
To figure out the size of each piece in comparison to the whole, split the whole into 4 groups.



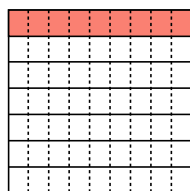
Each piece is $\frac{1}{12}$ of the whole. Or: $\frac{1}{3} \div 4 = \frac{1}{12}$

Answers

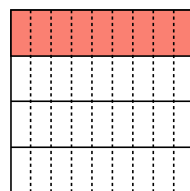
1) $\frac{1}{6} \div 5 =$



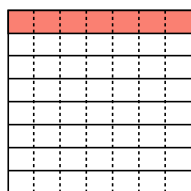
2) $\frac{1}{7} \div 9 =$



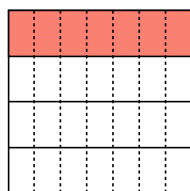
3) $\frac{1}{4} \div 9 =$



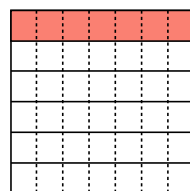
4) $\frac{1}{8} \div 7 =$



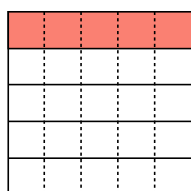
5) $\frac{1}{4} \div 7 =$



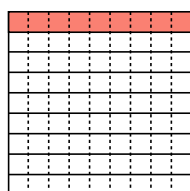
6) $\frac{1}{6} \div 7 =$



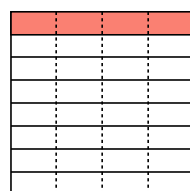
7) $\frac{1}{5} \div 5 =$



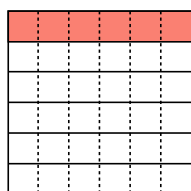
8) $\frac{1}{9} \div 9 =$



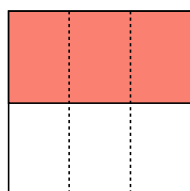
9) $\frac{1}{8} \div 4 =$



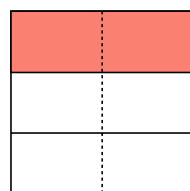
10) $\frac{1}{6} \div 6 =$



11) $\frac{1}{2} \div 3 =$



12) $\frac{1}{3} \div 2 =$



1. $\frac{1}{30}$
2. $\frac{1}{63}$
3. $\frac{1}{36}$
4. $\frac{1}{56}$
5. $\frac{1}{28}$
6. $\frac{1}{42}$
7. $\frac{1}{25}$
8. $\frac{1}{81}$
9. $\frac{1}{32}$
10. $\frac{1}{36}$
11. $\frac{1}{6}$
12. $\frac{1}{6}$