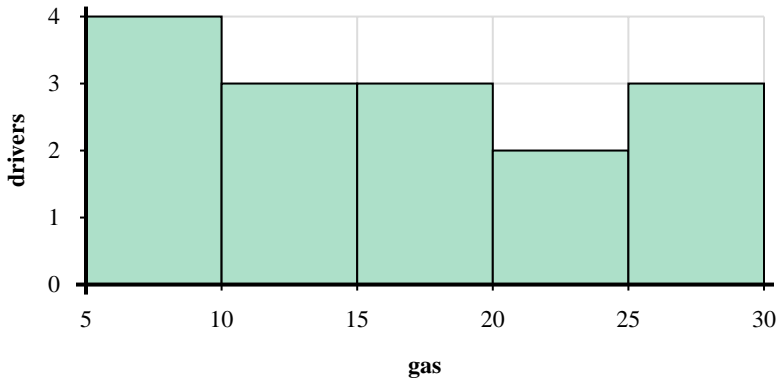
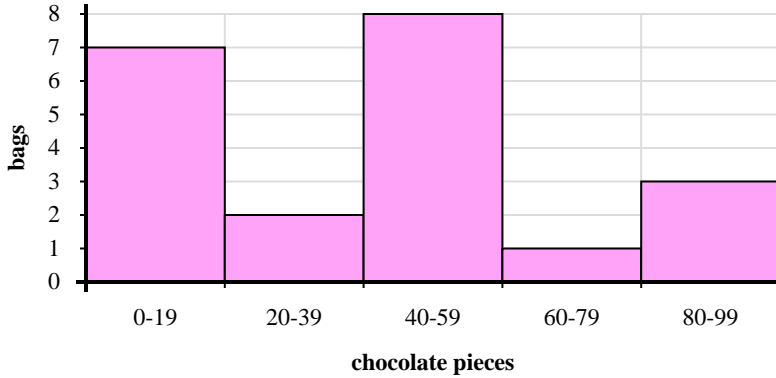




Use the histograms shown to answer each question.



- Most drivers purchased between _____ and _____ gallons.
- How many drivers purchased between 20 and 25 gallons?
- How many drivers are represented in this histogram?
- If a driver purchased 27 gallons which bar would they be added to?



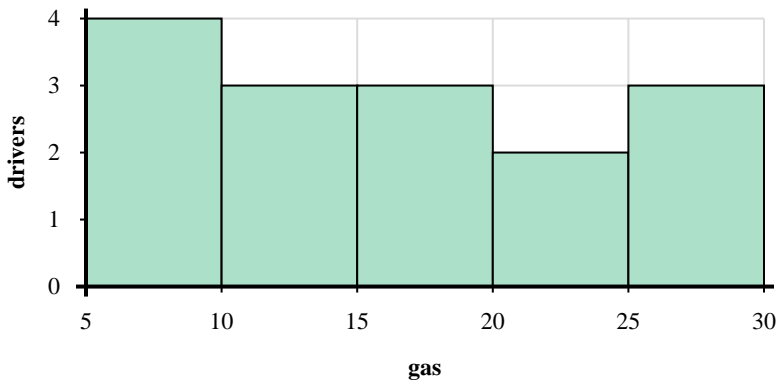
- How many bags had between 20 and 40 chocolate pieces?
- If a bag had 9 pieces of chocolate in it, which bar would it be added to?
- How many bags of trail mix are represented in this histogram?
- Most bags had between _____ and _____ pieces of chocolate.

Answers

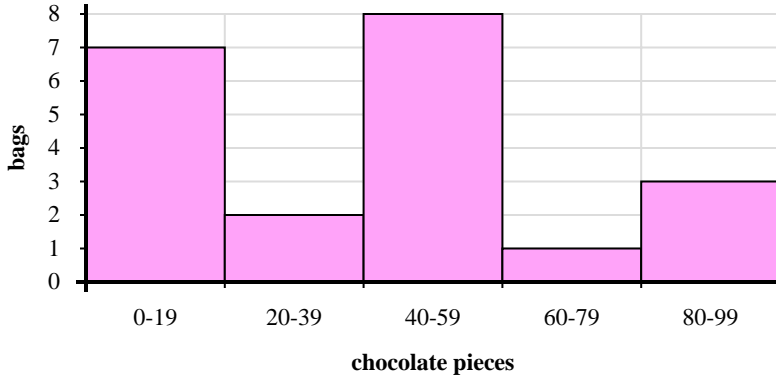
- _____
- _____
- _____
- _____
- _____
- _____
- _____
- _____



Use the histograms shown to answer each question.



- Most drivers purchased between _____ and _____ gallons.
- How many drivers purchased between 20 and 25 gallons?
- How many drivers are represented in this histogram?
- If a driver purchased 27 gallons which bar would they be added to?



- How many bags had between 20 and 40 chocolate pieces?
- If a bag had 9 pieces of chocolate in it, which bar would it be added to?
- How many bags of trail mix are represented in this histogram?
- Most bags had between _____ and _____ pieces of chocolate.

Answers

- 5 10
- 2
- 15
- 5
- 2
- 1
- 21
- 40 60