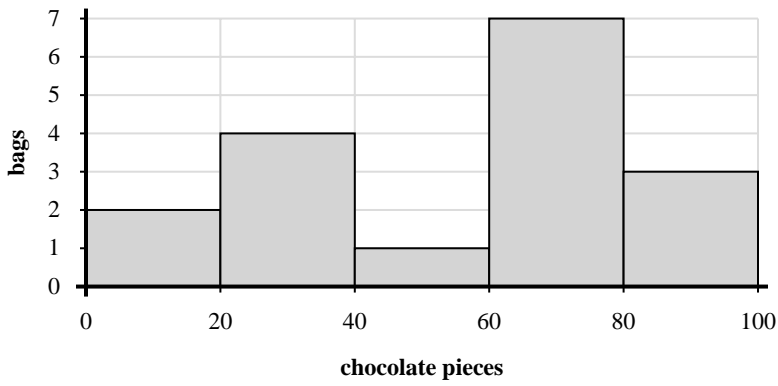
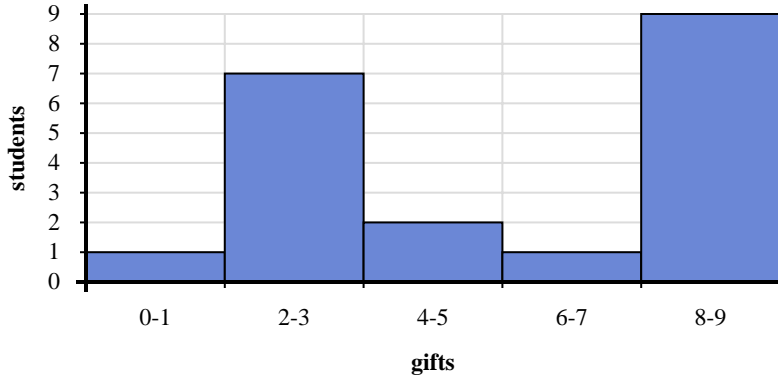




Use the histograms shown to answer each question.



- 1) How many bags had between 40 and 60 chocolate pieces?
- 2) How many bags of trail mix are represented in this histogram?
- 3) If a bag had 69 pieces of chocolate in it, which bar would it be added to?
- 4) Most bags had between _____ and _____ pieces of chocolate.



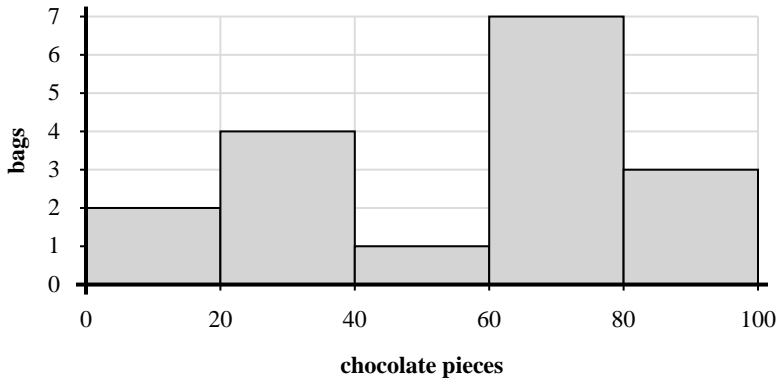
- 5) If a student received 4 gifts which bar would they be added to?
- 6) How many students received between 0 and 2 gifts?
- 7) How many students are represented in this histogram?
- 8) Most students received between _____ and _____ gifts.

Answers

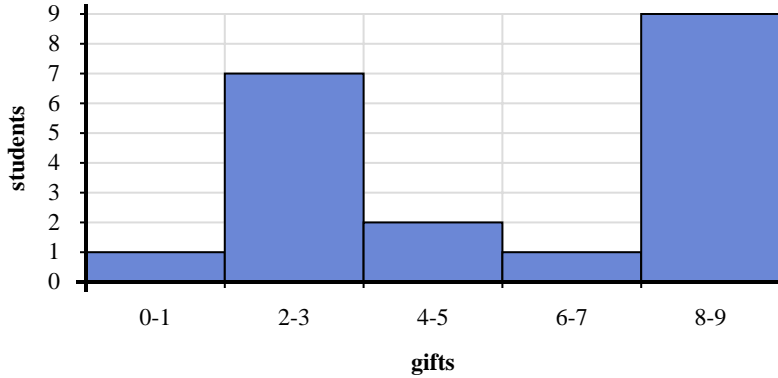
1. _____
2. _____
3. _____
4. _____
5. _____
6. _____
7. _____
8. _____



Use the histograms shown to answer each question.



- How many bags had between 40 and 60 chocolate pieces?
- How many bags of trail mix are represented in this histogram?
- If a bag had 69 pieces of chocolate in it, which bar would it be added to?
- Most bags had between ____ and ____ pieces of chocolate.



- If a student received 4 gifts which bar would they be added to?
- How many students received between 0 and 2 gifts?
- How many students are represented in this histogram?
- Most students received between ____ and ____ gifts.

Answers

- 1
- 17
- 4
- 60 80
- 3
- 1
- 20
- 8 10