



Solve each problem.

- 1) The rectangle below has the dimensions 1×9 . Create a rectangle with the same perimeter, but a different area.



- 2) The rectangle below has the dimensions 1×6 . Create a rectangle with the same perimeter, but a different area.




- 3) The rectangle below has the dimensions 1×10 . Create a rectangle with the same perimeter, but a different area.



- 4) The rectangle below has the dimensions 6×7 . Create a rectangle with the same perimeter, but a different area.



- 5) The rectangle below has the dimensions 1×8 . Create a rectangle with the same perimeter, but a different area.



Answers

1. _____

2. _____

3. _____

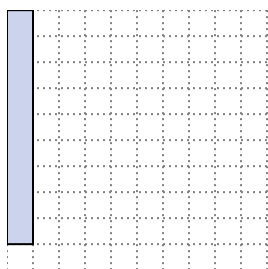
4. _____

5. _____

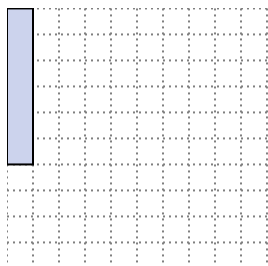


Solve each problem.



- 1) The rectangle below has the dimensions 1×9 . Create a rectangle with the same perimeter, but a different area.

 3×7


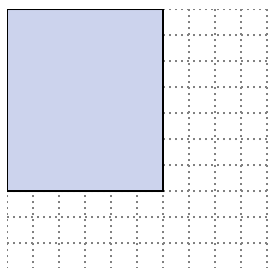
- 2) The rectangle below has the dimensions 1×6 . Create a rectangle with the same perimeter, but a different area.

 3×4 2×5

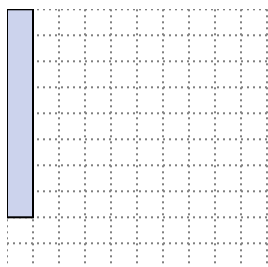
- 3) The rectangle below has the dimensions 1×10 . Create a rectangle with the same perimeter, but a different area.

 5×6 2×9

- 4) The rectangle below has the dimensions 6×7 . Create a rectangle with the same perimeter, but a different area.

 3×10 4×9

- 5) The rectangle below has the dimensions 1×8 . Create a rectangle with the same perimeter, but a different area.

 4×5 2×7 Answers

1. 3×7

2. $3 \times 4 : 2 \times 5$

3. $5 \times 6 : 2 \times 9$

4. $3 \times 10 : 4 \times 9$

5. $4 \times 5 : 2 \times 7$



Solve each problem.

Answers

- 1) The rectangle below has the dimensions 1×9 . Create a rectangle with the same perimeter, but a different area.



1. _____

2. _____

3. _____

4. _____

- 2) The rectangle below has the dimensions 1×4 . Create a rectangle with the same perimeter, but a different area.



5. _____

- 3) The rectangle below has the dimensions 4×9 . Create a rectangle with the same perimeter, but a different area.



- 4) The rectangle below has the dimensions 1×6 . Create a rectangle with the same perimeter, but a different area.




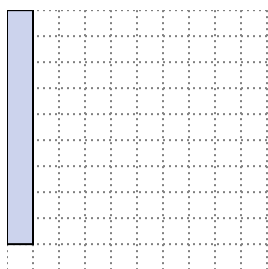
- 5) The rectangle below has the dimensions 2×9 . Create a rectangle with the same perimeter, but a different area.



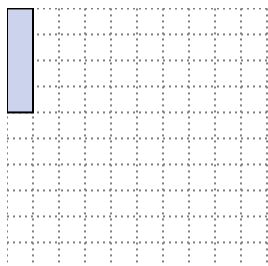


Solve each problem.

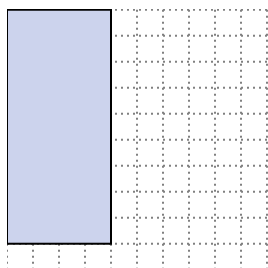
- 1) The rectangle below has the dimensions 1×9 . Create a rectangle with the same perimeter, but a different area.

 3×7


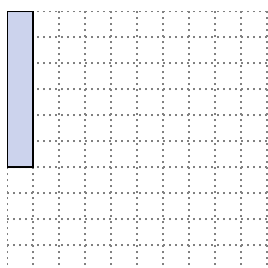
- 2) The rectangle below has the dimensions 1×4 . Create a rectangle with the same perimeter, but a different area.

 2×3

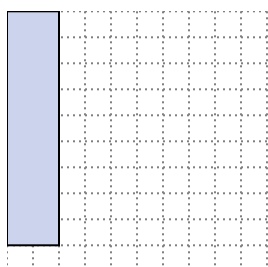
- 3) The rectangle below has the dimensions 4×9 . Create a rectangle with the same perimeter, but a different area.

 6×7
 3×10

- 4) The rectangle below has the dimensions 1×6 . Create a rectangle with the same perimeter, but a different area.

 3×4
 2×5

- 5) The rectangle below has the dimensions 2×9 . Create a rectangle with the same perimeter, but a different area.

 1×10
 5×6 Answers

1. 3×7

2. 2×3

3. $6 \times 7 : 3 \times 10$

4. $3 \times 4 : 2 \times 5$

5. $1 \times 10 : 5 \times 6$



Solve each problem.

Answers

- 1) The rectangle below has the dimensions 6×7 . Create a rectangle with the same perimeter, but a different area.



1. _____

2. _____

3. _____

4. _____

- 2) The rectangle below has the dimensions 4×5 . Create a rectangle with the same perimeter, but a different area.



5. _____

- 3) The rectangle below has the dimensions 3×7 . Create a rectangle with the same perimeter, but a different area.



- 4) The rectangle below has the dimensions 2×3 . Create a rectangle with the same perimeter, but a different area.




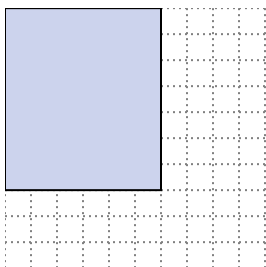
- 5) The rectangle below has the dimensions 2×5 . Create a rectangle with the same perimeter, but a different area.





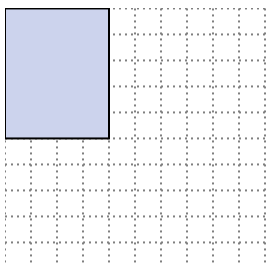
Solve each problem.

- 1) The rectangle below has the dimensions 6×7 . Create a rectangle with the same perimeter, but a different area.




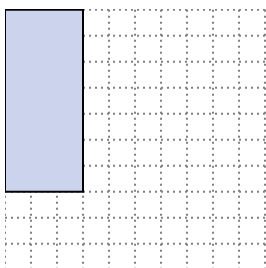
3×10
 4×9

- 2) The rectangle below has the dimensions 4×5 . Create a rectangle with the same perimeter, but a different area.




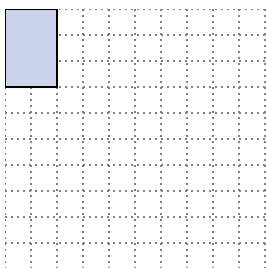
1×8
 2×7

- 3) The rectangle below has the dimensions 3×7 . Create a rectangle with the same perimeter, but a different area.



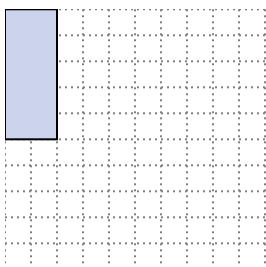
1×9

- 4) The rectangle below has the dimensions 2×3 . Create a rectangle with the same perimeter, but a different area.



1×4

- 5) The rectangle below has the dimensions 2×5 . Create a rectangle with the same perimeter, but a different area.



1×6
 3×4

Answers

1. $3 \times 10 : 4 \times 9$

2. $1 \times 8 : 2 \times 7$

3. 1×9

4. 1×4

5. $1 \times 6 : 3 \times 4$



Solve each problem.

Answers

- 1) The rectangle below has the dimensions 1×8 . Create a rectangle with the same perimeter, but a different area.



1. _____

2. _____

3. _____

4. _____

- 2) The rectangle below has the dimensions 3×10 . Create a rectangle with the same perimeter, but a different area.



5. _____

- 3) The rectangle below has the dimensions 2×5 . Create a rectangle with the same perimeter, but a different area.



- 4) The rectangle below has the dimensions 3×7 . Create a rectangle with the same perimeter, but a different area.




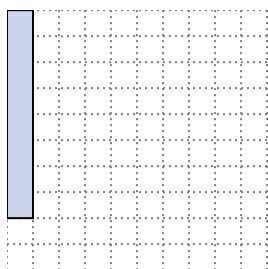
- 5) The rectangle below has the dimensions 2×3 . Create a rectangle with the same perimeter, but a different area.






Solve each problem.

- 1) The rectangle below has the dimensions 1×8 . Create a rectangle with the same perimeter, but a different area.



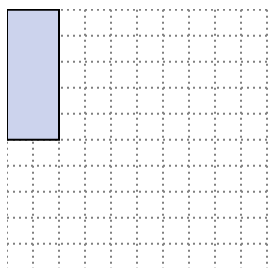
4×5
 2×7

- 2) The rectangle below has the dimensions 3×10 . Create a rectangle with the same perimeter, but a different area.




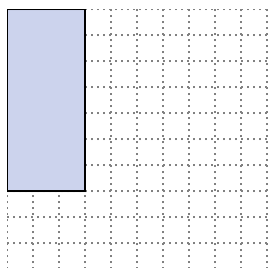
4×9
 6×7

- 3) The rectangle below has the dimensions 2×5 . Create a rectangle with the same perimeter, but a different area.



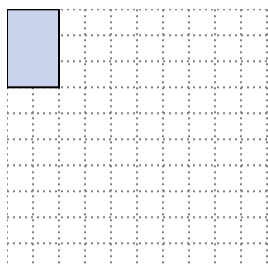
3×4
 1×6

- 4) The rectangle below has the dimensions 3×7 . Create a rectangle with the same perimeter, but a different area.



1×9

- 5) The rectangle below has the dimensions 2×3 . Create a rectangle with the same perimeter, but a different area.



1×4

Answers

1. $4 \times 5 : 2 \times 7$

2. $4 \times 9 : 6 \times 7$

3. $3 \times 4 : 1 \times 6$

4. 1×9

5. 1×4



Solve each problem.

Answers

- 1) The rectangle below has the dimensions 2×5 . Create a rectangle with the same perimeter, but a different area.



1. _____

2. _____

3. _____

4. _____

- 2) The rectangle below has the dimensions 1×4 . Create a rectangle with the same perimeter, but a different area.



5. _____

- 3) The rectangle below has the dimensions 3×7 . Create a rectangle with the same perimeter, but a different area.



- 4) The rectangle below has the dimensions 2×9 . Create a rectangle with the same perimeter, but a different area.



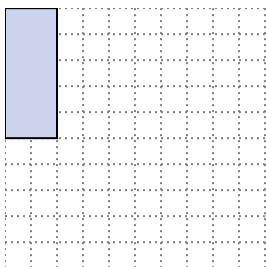
- 5) The rectangle below has the dimensions 6×7 . Create a rectangle with the same perimeter, but a different area.





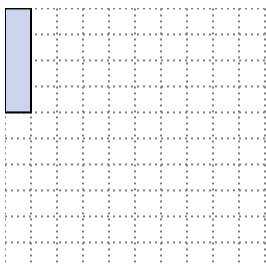
Solve each problem.

- 1) The rectangle below has the dimensions 2×5 . Create a rectangle with the same perimeter, but a different area.



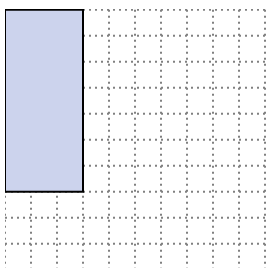
1×6
 3×4

- 2) The rectangle below has the dimensions 1×4 . Create a rectangle with the same perimeter, but a different area.



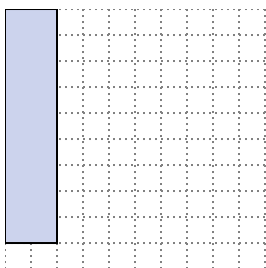
2×3

- 3) The rectangle below has the dimensions 3×7 . Create a rectangle with the same perimeter, but a different area.



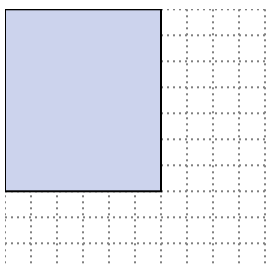
1×9

- 4) The rectangle below has the dimensions 2×9 . Create a rectangle with the same perimeter, but a different area.



5×6
 1×10

- 5) The rectangle below has the dimensions 6×7 . Create a rectangle with the same perimeter, but a different area.



3×10
 4×9

Answers

1. $1 \times 6 : 3 \times 4$

2. 2×3

3. 1×9

4. $5 \times 6 : 1 \times 10$

5. $3 \times 10 : 4 \times 9$



Solve each problem.

Answers

- 1) The rectangle below has the dimensions 2×5 . Create a rectangle with the same perimeter, but a different area.



1. _____

2. _____

3. _____

4. _____

- 2) The rectangle below has the dimensions 1×4 . Create a rectangle with the same perimeter, but a different area.



5. _____

- 3) The rectangle below has the dimensions 2×9 . Create a rectangle with the same perimeter, but a different area.



- 4) The rectangle below has the dimensions 1×8 . Create a rectangle with the same perimeter, but a different area.




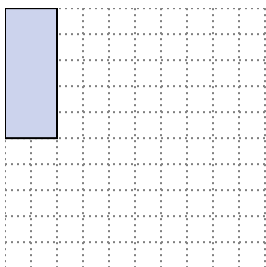
- 5) The rectangle below has the dimensions 3×10 . Create a rectangle with the same perimeter, but a different area.





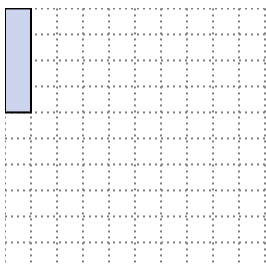
Solve each problem.

- 1) The rectangle below has the dimensions 2×5 . Create a rectangle with the same perimeter, but a different area.



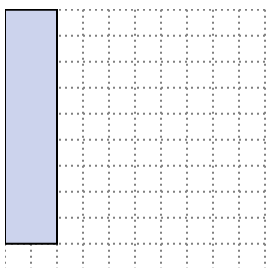
1×6
 3×4

- 2) The rectangle below has the dimensions 1×4 . Create a rectangle with the same perimeter, but a different area.




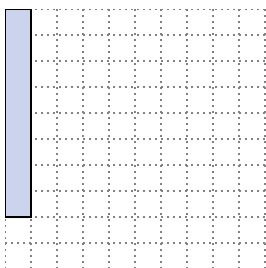
2×3

- 3) The rectangle below has the dimensions 2×9 . Create a rectangle with the same perimeter, but a different area.




5×6
 1×10

- 4) The rectangle below has the dimensions 1×8 . Create a rectangle with the same perimeter, but a different area.



2×7
 4×5

- 5) The rectangle below has the dimensions 3×10 . Create a rectangle with the same perimeter, but a different area.



4×9
 6×7

Answers

1. $1 \times 6 : 3 \times 4$

2. 2×3

3. $5 \times 6 : 1 \times 10$

4. $2 \times 7 : 4 \times 5$

5. $4 \times 9 : 6 \times 7$



Solve each problem.

Answers

- 1) The rectangle below has the dimensions 2×5 . Create a rectangle with the same perimeter, but a different area.



1. _____

2. _____

3. _____

4. _____

- 2) The rectangle below has the dimensions 3×7 . Create a rectangle with the same perimeter, but a different area.



5. _____

- 3) The rectangle below has the dimensions 5×6 . Create a rectangle with the same perimeter, but a different area.



- 4) The rectangle below has the dimensions 1×4 . Create a rectangle with the same perimeter, but a different area.




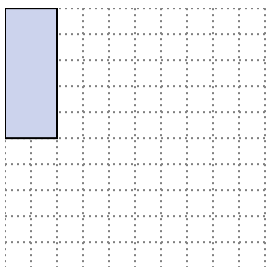
- 5) The rectangle below has the dimensions 4×9 . Create a rectangle with the same perimeter, but a different area.





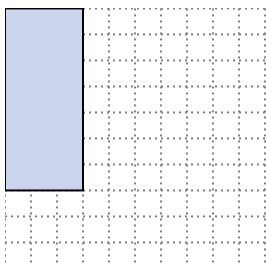
Solve each problem.

- 1) The rectangle below has the dimensions 2×5 . Create a rectangle with the same perimeter, but a different area.




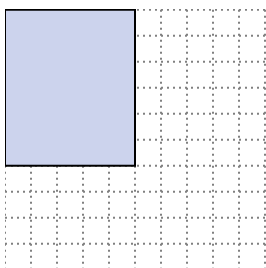
3×4
 1×6

- 2) The rectangle below has the dimensions 3×7 . Create a rectangle with the same perimeter, but a different area.




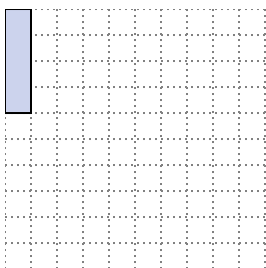
1×9

- 3) The rectangle below has the dimensions 5×6 . Create a rectangle with the same perimeter, but a different area.



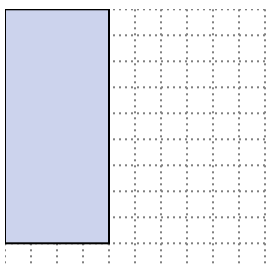
2×9
 1×10

- 4) The rectangle below has the dimensions 1×4 . Create a rectangle with the same perimeter, but a different area.



2×3

- 5) The rectangle below has the dimensions 4×9 . Create a rectangle with the same perimeter, but a different area.



6×7
 3×10

Answers

1. $3 \times 4 : 1 \times 6$

2. 1×9

3. $2 \times 9 : 1 \times 10$

4. 2×3

5. $6 \times 7 : 3 \times 10$



Solve each problem.

Answers

- 1) The rectangle below has the dimensions 2×7 . Create a rectangle with the same perimeter, but a different area.



1. _____

2. _____

3. _____

4. _____

- 2) The rectangle below has the dimensions 2×3 . Create a rectangle with the same perimeter, but a different area.



5. _____

- 3) The rectangle below has the dimensions 1×6 . Create a rectangle with the same perimeter, but a different area.



- 4) The rectangle below has the dimensions 3×7 . Create a rectangle with the same perimeter, but a different area.




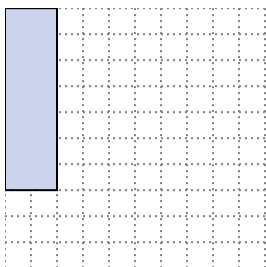
- 5) The rectangle below has the dimensions 1×10 . Create a rectangle with the same perimeter, but a different area.





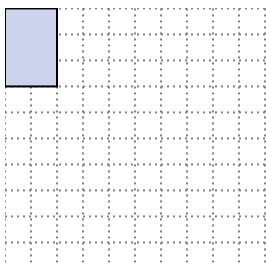
Solve each problem.

- 1) The rectangle below has the dimensions 2×7 . Create a rectangle with the same perimeter, but a different area.



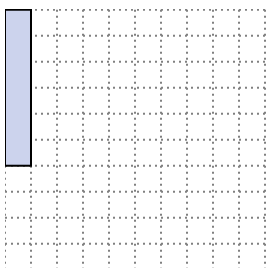
1×8
 4×5

- 2) The rectangle below has the dimensions 2×3 . Create a rectangle with the same perimeter, but a different area.




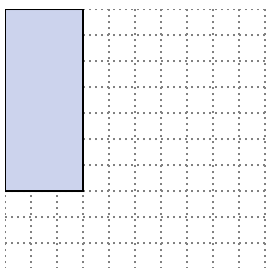
1×4

- 3) The rectangle below has the dimensions 1×6 . Create a rectangle with the same perimeter, but a different area.



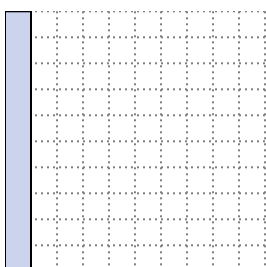
3×4
 2×5

- 4) The rectangle below has the dimensions 3×7 . Create a rectangle with the same perimeter, but a different area.



1×9

- 5) The rectangle below has the dimensions 1×10 . Create a rectangle with the same perimeter, but a different area.



2×9
 5×6

Answers

1. $1 \times 8 : 4 \times 5$

2. 1×4

3. $3 \times 4 : 2 \times 5$

4. 1×9

5. $2 \times 9 : 5 \times 6$



Solve each problem.

Answers

- 1) The rectangle below has the dimensions 5×6 . Create a rectangle with the same perimeter, but a different area.



1. _____

2. _____

3. _____

4. _____

5. _____


- 2) The rectangle below has the dimensions 3×7 . Create a rectangle with the same perimeter, but a different area.



- 3) The rectangle below has the dimensions 1×8 . Create a rectangle with the same perimeter, but a different area.



- 4) The rectangle below has the dimensions 2×5 . Create a rectangle with the same perimeter, but a different area.



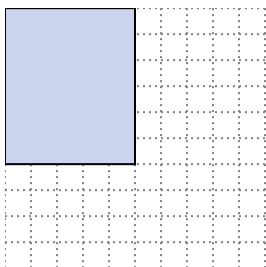
- 5) The rectangle below has the dimensions 3×10 . Create a rectangle with the same perimeter, but a different area.





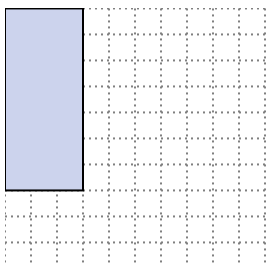
Solve each problem.

- 1) The rectangle below has the dimensions 5×6 . Create a rectangle with the same perimeter, but a different area.



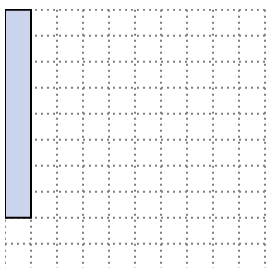
2×9
 1×10

- 2) The rectangle below has the dimensions 3×7 . Create a rectangle with the same perimeter, but a different area.



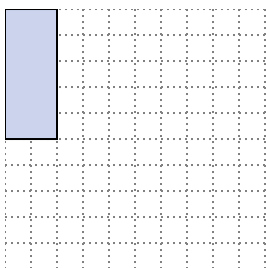
1×9

- 3) The rectangle below has the dimensions 1×8 . Create a rectangle with the same perimeter, but a different area.




4×5
 2×7

- 4) The rectangle below has the dimensions 2×5 . Create a rectangle with the same perimeter, but a different area.



3×4
 1×6

- 5) The rectangle below has the dimensions 3×10 . Create a rectangle with the same perimeter, but a different area.



6×7
 4×9

Answers

1. $2 \times 9 : 1 \times 10$

2. 1×9

3. $4 \times 5 : 2 \times 7$

4. $3 \times 4 : 1 \times 6$

5. $6 \times 7 : 4 \times 9$



Solve each problem.

- 1) The rectangle below has the dimensions 3×7 . Create a rectangle with the same perimeter, but a different area.



- 2) The rectangle below has the dimensions 1×6 . Create a rectangle with the same perimeter, but a different area.



- 3) The rectangle below has the dimensions 6×7 . Create a rectangle with the same perimeter, but a different area.



- 4) The rectangle below has the dimensions 2×3 . Create a rectangle with the same perimeter, but a different area.



- 5) The rectangle below has the dimensions 1×8 . Create a rectangle with the same perimeter, but a different area.



Answers

1. _____

2. _____

3. _____


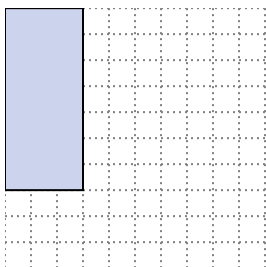
4. _____

5. _____

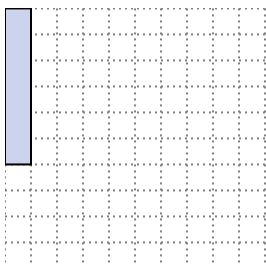


Solve each problem.


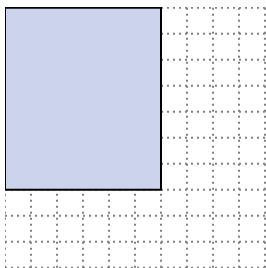
- 1) The rectangle below has the dimensions 3×7 . Create a rectangle with the same perimeter, but a different area.

 1×9


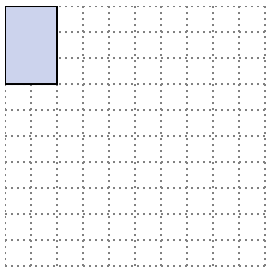
- 2) The rectangle below has the dimensions 1×6 . Create a rectangle with the same perimeter, but a different area.

 3×4 2×5


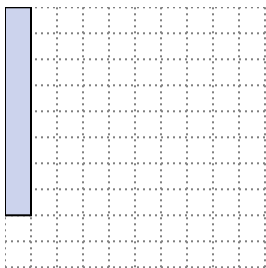
- 3) The rectangle below has the dimensions 6×7 . Create a rectangle with the same perimeter, but a different area.

 4×9 3×10

- 4) The rectangle below has the dimensions 2×3 . Create a rectangle with the same perimeter, but a different area.

 1×4

- 5) The rectangle below has the dimensions 1×8 . Create a rectangle with the same perimeter, but a different area.

 4×5 2×7 Answers

1. 1×9

2. $3 \times 4 : 2 \times 5$

3. $4 \times 9 : 3 \times 10$

4. 1×4

5. $4 \times 5 : 2 \times 7$