


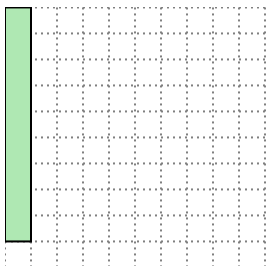


Solve each problem.


- 1) The rectangle below has the dimensions  $1 \times 10$ . Create a rectangle with the same area, but a different perimeter.



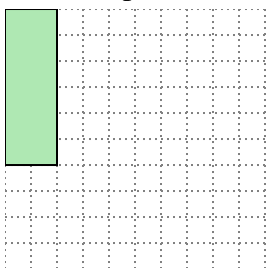
- 2) The rectangle below has the dimensions  $1 \times 9$ . Create a rectangle with the same area, but a different perimeter.



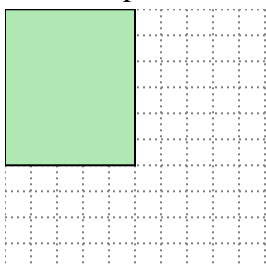
- 3) The rectangle below has the dimensions  $4 \times 10$ . Create a rectangle with the same area, but a different perimeter.



- 4) The rectangle below has the dimensions  $2 \times 6$ . Create a rectangle with the same area, but a different perimeter.



- 5) The rectangle below has the dimensions  $5 \times 6$ . Create a rectangle with the same area, but a different perimeter.

**Answers**

1. \_\_\_\_\_

2. \_\_\_\_\_

3. \_\_\_\_\_

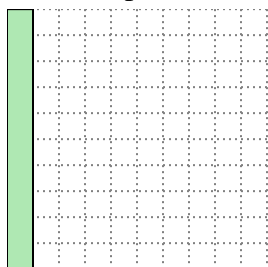
4. \_\_\_\_\_

5. \_\_\_\_\_

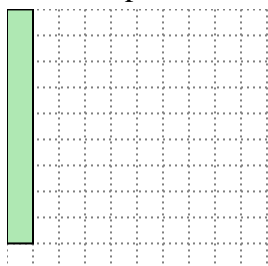


Solve each problem.



- 1) The rectangle below has the dimensions  $1 \times 10$ . Create a rectangle with the same area, but a different perimeter.

 $2 \times 5$ 

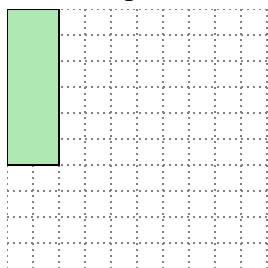
- 2) The rectangle below has the dimensions  $1 \times 9$ . Create a rectangle with the same area, but a different perimeter.

 $3 \times 3$ 


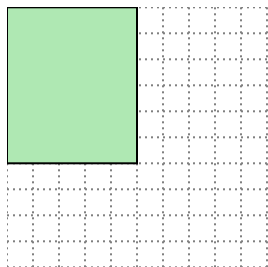
- 3) The rectangle below has the dimensions  $4 \times 10$ . Create a rectangle with the same area, but a different perimeter.

 $5 \times 8$ 

- 4) The rectangle below has the dimensions  $2 \times 6$ . Create a rectangle with the same area, but a different perimeter.

 $3 \times 4$ 

- 5) The rectangle below has the dimensions  $5 \times 6$ . Create a rectangle with the same area, but a different perimeter.

 $3 \times 10$ Answers1.  $2 \times 5$ 2.  $3 \times 3$ 3.  $5 \times 8$ 4.  $3 \times 4$ 5.  $3 \times 10$



Solve each problem.

- 1) The rectangle below has the dimensions  $2 \times 9$ . Create a rectangle with the same area, but a different perimeter.



- 2) The rectangle below has the dimensions  $2 \times 8$ . Create a rectangle with the same area, but a different perimeter.



- 3) The rectangle below has the dimensions  $5 \times 6$ . Create a rectangle with the same area, but a different perimeter.



- 4) The rectangle below has the dimensions  $5 \times 8$ . Create a rectangle with the same area, but a different perimeter.



- 5) The rectangle below has the dimensions  $2 \times 4$ . Create a rectangle with the same area, but a different perimeter.

**Answers**

1. \_\_\_\_\_

2. \_\_\_\_\_

3. \_\_\_\_\_


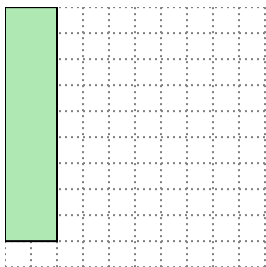
4. \_\_\_\_\_

5. \_\_\_\_\_



Solve each problem.

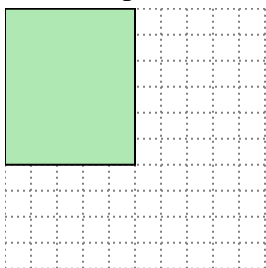
- 1) The rectangle below has the dimensions  $2 \times 9$ . Create a rectangle with the same area, but a different perimeter.




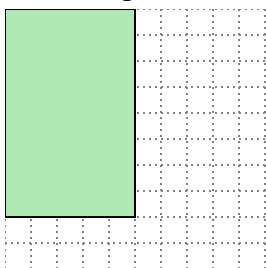
- 2) The rectangle below has the dimensions  $2 \times 8$ . Create a rectangle with the same area, but a different perimeter.



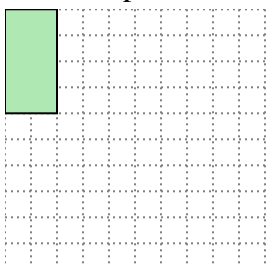
- 3) The rectangle below has the dimensions  $5 \times 6$ . Create a rectangle with the same area, but a different perimeter.



- 4) The rectangle below has the dimensions  $5 \times 8$ . Create a rectangle with the same area, but a different perimeter.



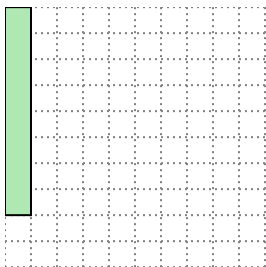
- 5) The rectangle below has the dimensions  $2 \times 4$ . Create a rectangle with the same area, but a different perimeter.

Answers1. 3x62. 4x43. 3x104. 4x105. 1x8


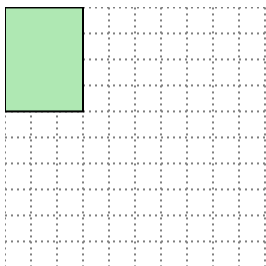


Solve each problem.


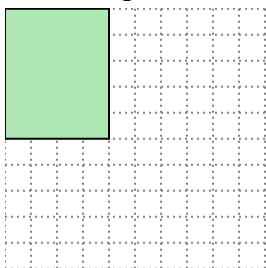
- 1) The rectangle below has the dimensions  $1 \times 8$ . Create a rectangle with the same area, but a different perimeter.




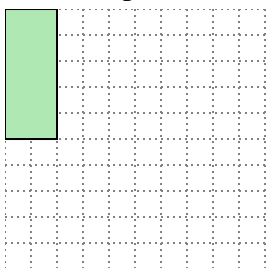
- 2) The rectangle below has the dimensions  $3 \times 4$ . Create a rectangle with the same area, but a different perimeter.



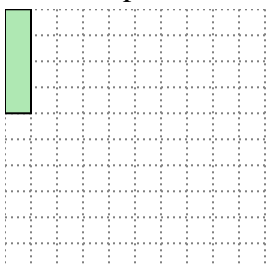
- 3) The rectangle below has the dimensions  $4 \times 5$ . Create a rectangle with the same area, but a different perimeter.



- 4) The rectangle below has the dimensions  $2 \times 5$ . Create a rectangle with the same area, but a different perimeter.



- 5) The rectangle below has the dimensions  $1 \times 4$ . Create a rectangle with the same area, but a different perimeter.

**Answers**

1. \_\_\_\_\_

2. \_\_\_\_\_

3. \_\_\_\_\_

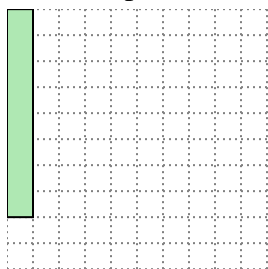
4. \_\_\_\_\_

5. \_\_\_\_\_

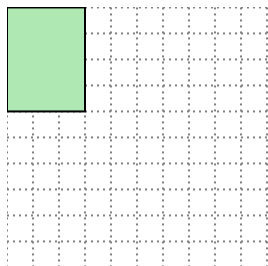


Solve each problem.

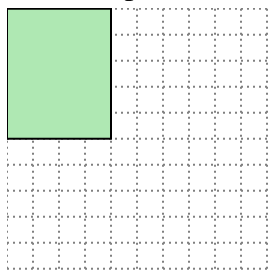
- 1) The rectangle below has the dimensions  $1 \times 8$ . Create a rectangle with the same area, but a different perimeter.




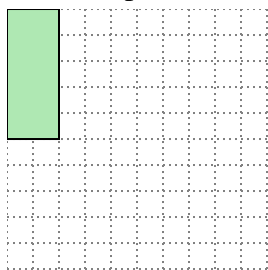
- 2) The rectangle below has the dimensions  $3 \times 4$ . Create a rectangle with the same area, but a different perimeter.



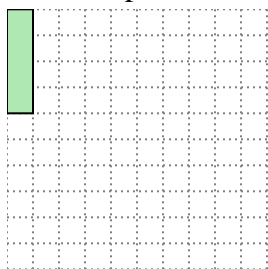
- 3) The rectangle below has the dimensions  $4 \times 5$ . Create a rectangle with the same area, but a different perimeter.



- 4) The rectangle below has the dimensions  $2 \times 5$ . Create a rectangle with the same area, but a different perimeter.




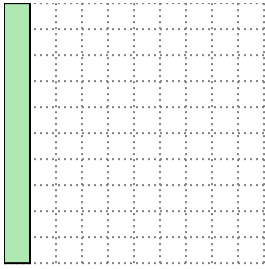
- 5) The rectangle below has the dimensions  $1 \times 4$ . Create a rectangle with the same area, but a different perimeter.

Answers1. 2x42. 2x63. 2x104. 1x105. 2x2


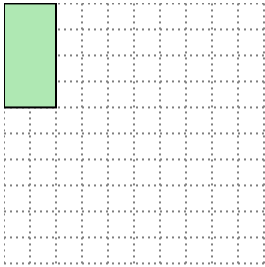


Solve each problem.


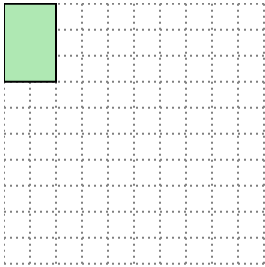
- 1) The rectangle below has the dimensions  $1 \times 10$ . Create a rectangle with the same area, but a different perimeter.




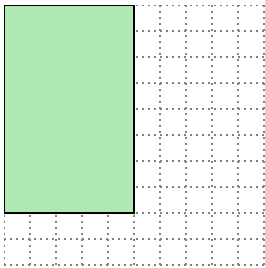
- 2) The rectangle below has the dimensions  $2 \times 4$ . Create a rectangle with the same area, but a different perimeter.




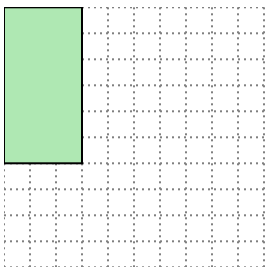
- 3) The rectangle below has the dimensions  $2 \times 3$ . Create a rectangle with the same area, but a different perimeter.



- 4) The rectangle below has the dimensions  $5 \times 8$ . Create a rectangle with the same area, but a different perimeter.



- 5) The rectangle below has the dimensions  $3 \times 6$ . Create a rectangle with the same area, but a different perimeter.



Answers

1. \_\_\_\_\_

2. \_\_\_\_\_

3. \_\_\_\_\_


4. \_\_\_\_\_

5. \_\_\_\_\_

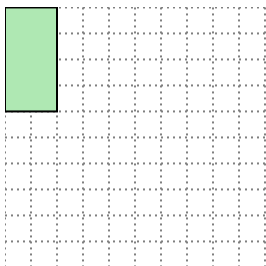


Solve each problem.


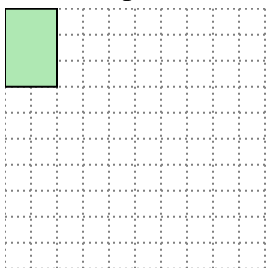
- 1) The rectangle below has the dimensions  $1 \times 10$ . Create a rectangle with the same area, but a different perimeter.

 $2 \times 5$ 


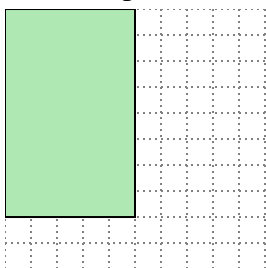
- 2) The rectangle below has the dimensions  $2 \times 4$ . Create a rectangle with the same area, but a different perimeter.

 $1 \times 8$ 

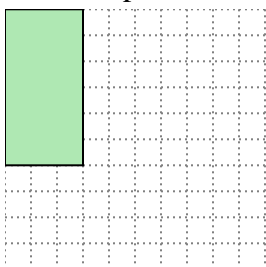
- 3) The rectangle below has the dimensions  $2 \times 3$ . Create a rectangle with the same area, but a different perimeter.

 $1 \times 6$ 

- 4) The rectangle below has the dimensions  $5 \times 8$ . Create a rectangle with the same area, but a different perimeter.

 $4 \times 10$ 

- 5) The rectangle below has the dimensions  $3 \times 6$ . Create a rectangle with the same area, but a different perimeter.

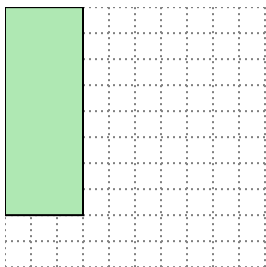
 $2 \times 9$ Answers1.  $2 \times 5$ 2.  $1 \times 8$ 3.  $1 \times 6$ 4.  $4 \times 10$ 5.  $2 \times 9$



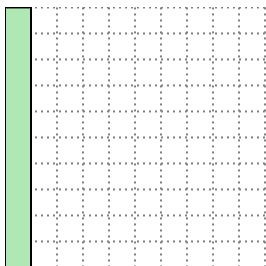


Solve each problem.

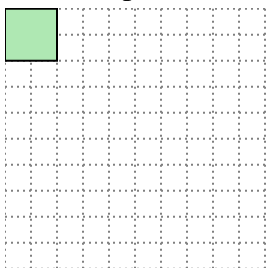
- 1) The rectangle below has the dimensions  $3 \times 8$ . Create a rectangle with the same area, but a different perimeter.




- 2) The rectangle below has the dimensions  $1 \times 10$ . Create a rectangle with the same area, but a different perimeter.



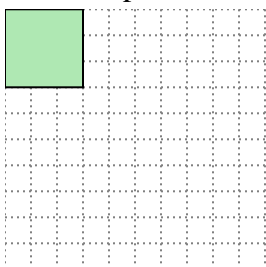
- 3) The rectangle below has the dimensions  $2 \times 2$ . Create a rectangle with the same area, but a different perimeter.



- 4) The rectangle below has the dimensions  $4 \times 10$ . Create a rectangle with the same area, but a different perimeter.



- 5) The rectangle below has the dimensions  $3 \times 3$ . Create a rectangle with the same area, but a different perimeter.

**Answers**

1. \_\_\_\_\_

2. \_\_\_\_\_

3. \_\_\_\_\_

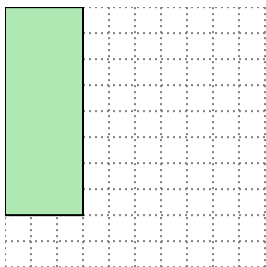
4. \_\_\_\_\_

5. \_\_\_\_\_

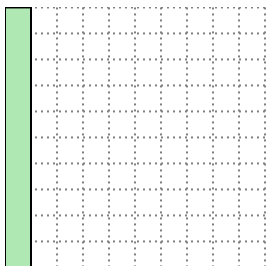


Solve each problem.

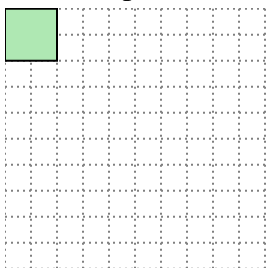
- 1) The rectangle below has the dimensions  $3 \times 8$ . Create a rectangle with the same area, but a different perimeter.




- 2) The rectangle below has the dimensions  $1 \times 10$ . Create a rectangle with the same area, but a different perimeter.



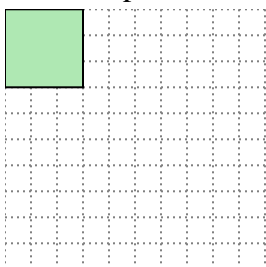
- 3) The rectangle below has the dimensions  $2 \times 2$ . Create a rectangle with the same area, but a different perimeter.



- 4) The rectangle below has the dimensions  $4 \times 10$ . Create a rectangle with the same area, but a different perimeter.



- 5) The rectangle below has the dimensions  $3 \times 3$ . Create a rectangle with the same area, but a different perimeter.

Answers1. 4x62. 2x53. 1x44. 5x85. 1x9



Solve each problem.

- 1) The rectangle below has the dimensions  $3 \times 6$ . Create a rectangle with the same area, but a different perimeter.



- 2) The rectangle below has the dimensions  $4 \times 9$ . Create a rectangle with the same area, but a different perimeter.



- 3) The rectangle below has the dimensions  $3 \times 8$ . Create a rectangle with the same area, but a different perimeter.



- 4) The rectangle below has the dimensions  $1 \times 8$ . Create a rectangle with the same area, but a different perimeter.



- 5) The rectangle below has the dimensions  $2 \times 3$ . Create a rectangle with the same area, but a different perimeter.



### Answers

1. \_\_\_\_\_

2. \_\_\_\_\_

3. \_\_\_\_\_

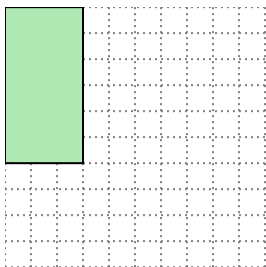
4. \_\_\_\_\_

5. \_\_\_\_\_



Solve each problem.

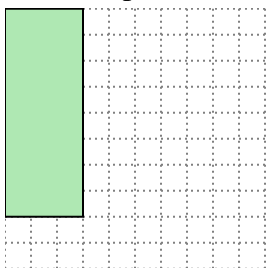
- 1) The rectangle below has the dimensions  $3 \times 6$ . Create a rectangle with the same area, but a different perimeter.



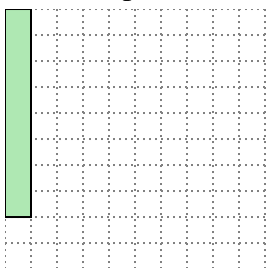
- 2) The rectangle below has the dimensions  $4 \times 9$ . Create a rectangle with the same area, but a different perimeter.



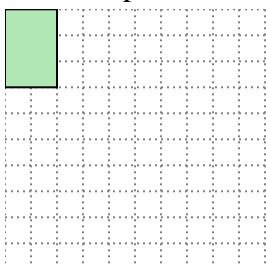
- 3) The rectangle below has the dimensions  $3 \times 8$ . Create a rectangle with the same area, but a different perimeter.



- 4) The rectangle below has the dimensions  $1 \times 8$ . Create a rectangle with the same area, but a different perimeter.



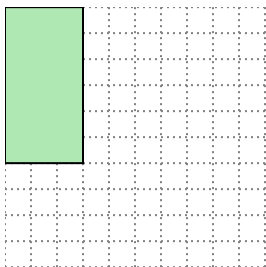
- 5) The rectangle below has the dimensions  $2 \times 3$ . Create a rectangle with the same area, but a different perimeter.

Answers1. 2x92. 6x63. 4x64. 2x45. 1x6


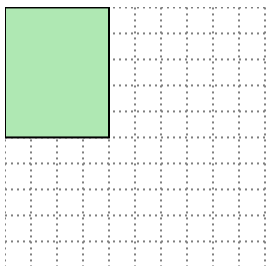


Solve each problem.


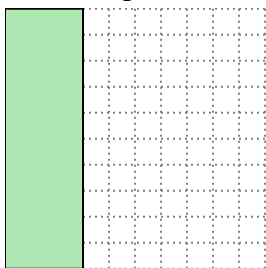
- 1) The rectangle below has the dimensions  $3 \times 6$ . Create a rectangle with the same area, but a different perimeter.




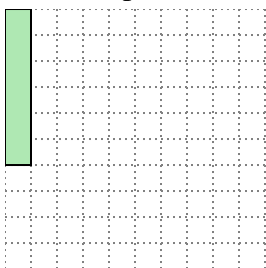
- 2) The rectangle below has the dimensions  $4 \times 5$ . Create a rectangle with the same area, but a different perimeter.



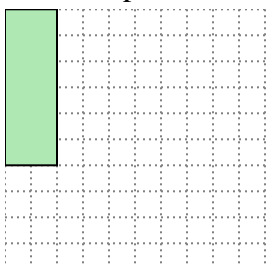
- 3) The rectangle below has the dimensions  $3 \times 10$ . Create a rectangle with the same area, but a different perimeter.



- 4) The rectangle below has the dimensions  $1 \times 6$ . Create a rectangle with the same area, but a different perimeter.



- 5) The rectangle below has the dimensions  $2 \times 6$ . Create a rectangle with the same area, but a different perimeter.

**Answers**

1. \_\_\_\_\_

2. \_\_\_\_\_

3. \_\_\_\_\_

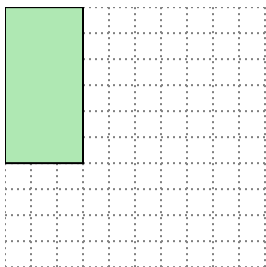
4. \_\_\_\_\_

5. \_\_\_\_\_

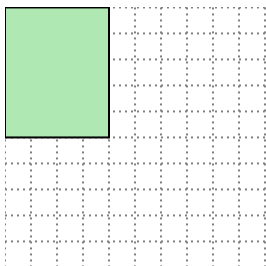


Solve each problem.

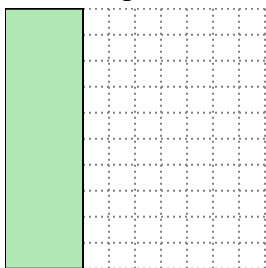
- 1) The rectangle below has the dimensions  $3 \times 6$ . Create a rectangle with the same area, but a different perimeter.



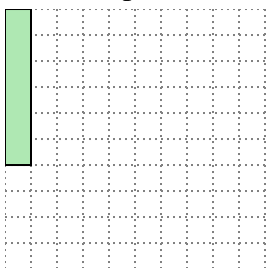
- 2) The rectangle below has the dimensions  $4 \times 5$ . Create a rectangle with the same area, but a different perimeter.



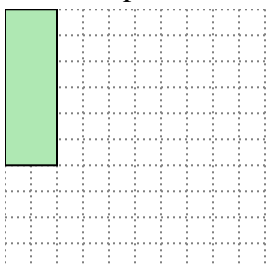
- 3) The rectangle below has the dimensions  $3 \times 10$ . Create a rectangle with the same area, but a different perimeter.



- 4) The rectangle below has the dimensions  $1 \times 6$ . Create a rectangle with the same area, but a different perimeter.




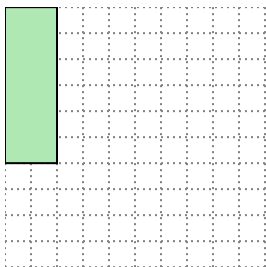
- 5) The rectangle below has the dimensions  $2 \times 6$ . Create a rectangle with the same area, but a different perimeter.

Answers1. 2x92. 2x103. 5x64. 2x35. 3x4

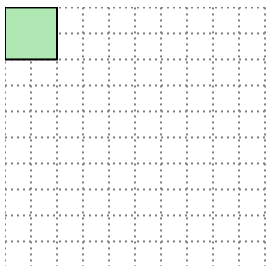


Solve each problem.


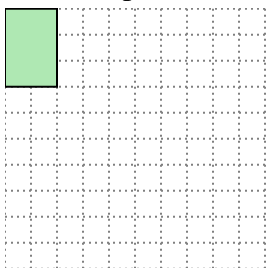
- 1) The rectangle below has the dimensions  $2 \times 6$ . Create a rectangle with the same area, but a different perimeter.




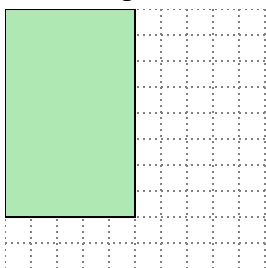
- 2) The rectangle below has the dimensions  $2 \times 2$ . Create a rectangle with the same area, but a different perimeter.



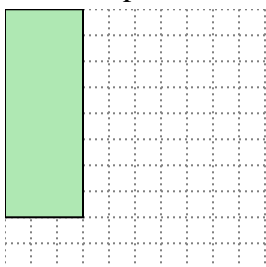
- 3) The rectangle below has the dimensions  $2 \times 3$ . Create a rectangle with the same area, but a different perimeter.



- 4) The rectangle below has the dimensions  $5 \times 8$ . Create a rectangle with the same area, but a different perimeter.



- 5) The rectangle below has the dimensions  $3 \times 8$ . Create a rectangle with the same area, but a different perimeter.

Answers

1. \_\_\_\_\_

2. \_\_\_\_\_

3. \_\_\_\_\_


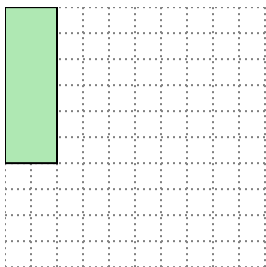
4. \_\_\_\_\_

5. \_\_\_\_\_

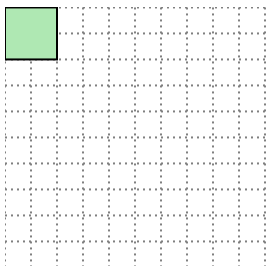


Solve each problem.

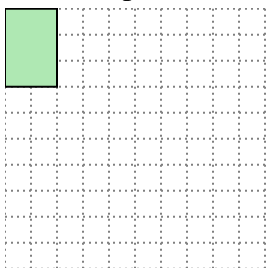
- 1) The rectangle below has the dimensions  $2 \times 6$ . Create a rectangle with the same area, but a different perimeter.



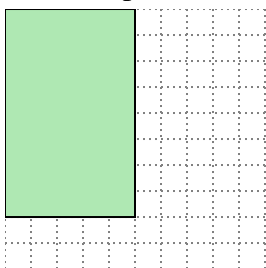
- 2) The rectangle below has the dimensions  $2 \times 2$ . Create a rectangle with the same area, but a different perimeter.



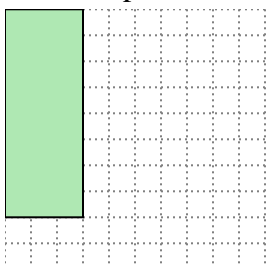
- 3) The rectangle below has the dimensions  $2 \times 3$ . Create a rectangle with the same area, but a different perimeter.



- 4) The rectangle below has the dimensions  $5 \times 8$ . Create a rectangle with the same area, but a different perimeter.



- 5) The rectangle below has the dimensions  $3 \times 8$ . Create a rectangle with the same area, but a different perimeter.


Answers1. 3x42. 1x43. 1x64. 4x105. 4x6



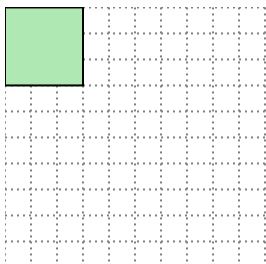


Solve each problem.

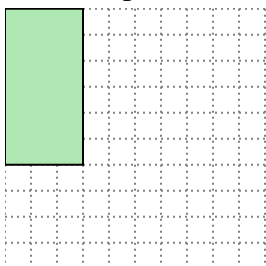
- 1) The rectangle below has the dimensions  $4 \times 10$ . Create a rectangle with the same area, but a different perimeter.




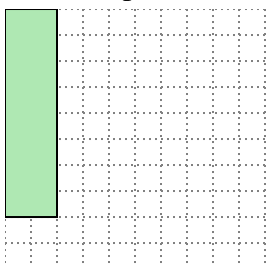
- 2) The rectangle below has the dimensions  $3 \times 3$ . Create a rectangle with the same area, but a different perimeter.



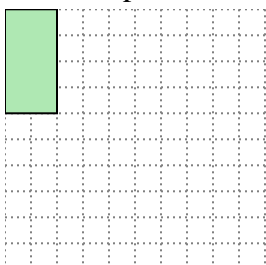
- 3) The rectangle below has the dimensions  $3 \times 6$ . Create a rectangle with the same area, but a different perimeter.



- 4) The rectangle below has the dimensions  $2 \times 8$ . Create a rectangle with the same area, but a different perimeter.



- 5) The rectangle below has the dimensions  $2 \times 4$ . Create a rectangle with the same area, but a different perimeter.

**Answers**

1. \_\_\_\_\_

2. \_\_\_\_\_

3. \_\_\_\_\_


4. \_\_\_\_\_

5. \_\_\_\_\_



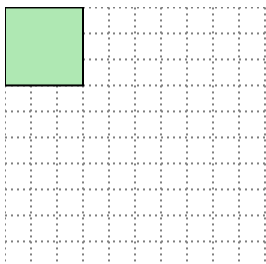
Solve each problem.

- 1) The rectangle below has the dimensions  $4 \times 10$ . Create a rectangle with the same area, but a different perimeter.



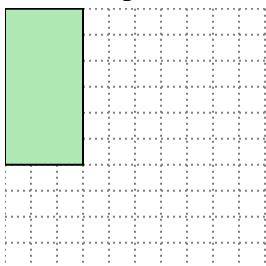
$5 \times 8$

- 2) The rectangle below has the dimensions  $3 \times 3$ . Create a rectangle with the same area, but a different perimeter.




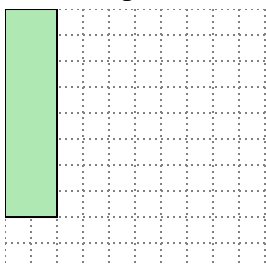
$1 \times 9$

- 3) The rectangle below has the dimensions  $3 \times 6$ . Create a rectangle with the same area, but a different perimeter.



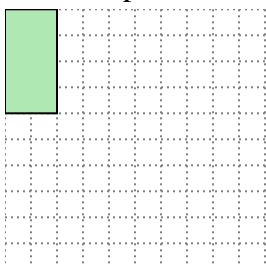
$2 \times 9$

- 4) The rectangle below has the dimensions  $2 \times 8$ . Create a rectangle with the same area, but a different perimeter.



$4 \times 4$

- 5) The rectangle below has the dimensions  $2 \times 4$ . Create a rectangle with the same area, but a different perimeter.



$1 \times 8$

Answers

1.  $5 \times 8$

2.  $1 \times 9$

3.  $2 \times 9$

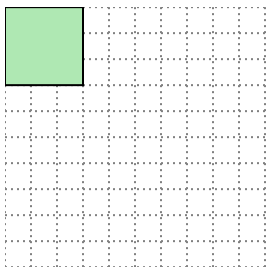
4.  $4 \times 4$

5.  $1 \times 8$



Solve each problem.


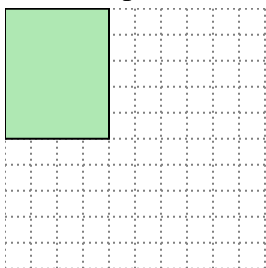
- 1) The rectangle below has the dimensions  $3 \times 3$ . Create a rectangle with the same area, but a different perimeter.




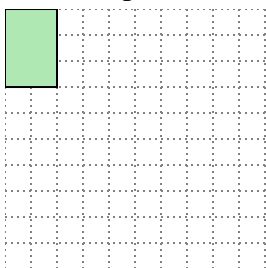
- 2) The rectangle below has the dimensions  $2 \times 9$ . Create a rectangle with the same area, but a different perimeter.



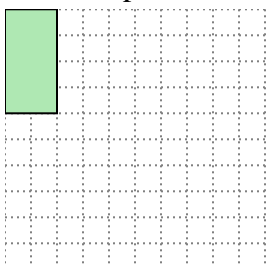
- 3) The rectangle below has the dimensions  $4 \times 5$ . Create a rectangle with the same area, but a different perimeter.



- 4) The rectangle below has the dimensions  $2 \times 3$ . Create a rectangle with the same area, but a different perimeter.



- 5) The rectangle below has the dimensions  $2 \times 4$ . Create a rectangle with the same area, but a different perimeter.

**Answers**

1. \_\_\_\_\_

2. \_\_\_\_\_

3. \_\_\_\_\_

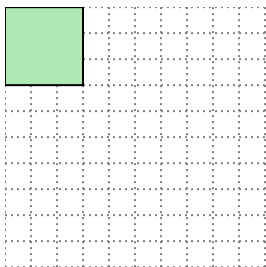
4. \_\_\_\_\_

5. \_\_\_\_\_

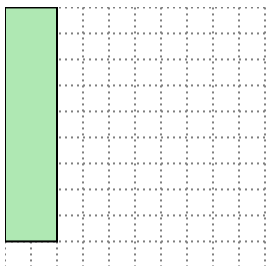


Solve each problem.


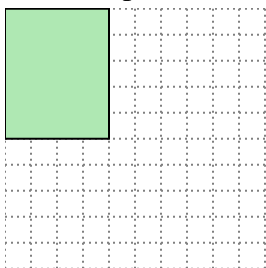
- 1) The rectangle below has the dimensions  $3 \times 3$ . Create a rectangle with the same area, but a different perimeter.

 $1 \times 9$ 


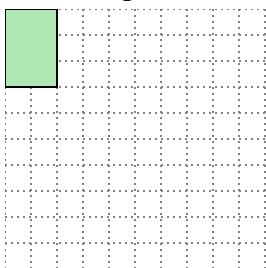
- 2) The rectangle below has the dimensions  $2 \times 9$ . Create a rectangle with the same area, but a different perimeter.

 $3 \times 6$ 


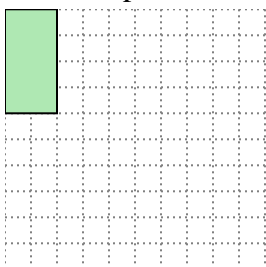
- 3) The rectangle below has the dimensions  $4 \times 5$ . Create a rectangle with the same area, but a different perimeter.

 $2 \times 10$ 

- 4) The rectangle below has the dimensions  $2 \times 3$ . Create a rectangle with the same area, but a different perimeter.

 $1 \times 6$ 

- 5) The rectangle below has the dimensions  $2 \times 4$ . Create a rectangle with the same area, but a different perimeter.

 $1 \times 8$ Answers1.  $1 \times 9$ 2.  $3 \times 6$ 3.  $2 \times 10$ 4.  $1 \times 6$ 5.  $1 \times 8$