
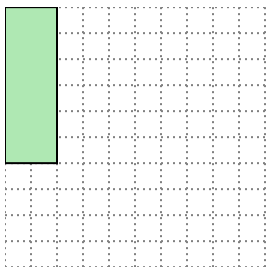


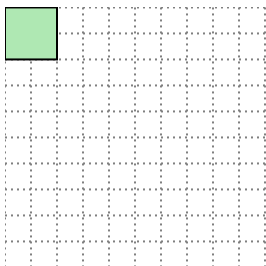


Solve each problem.


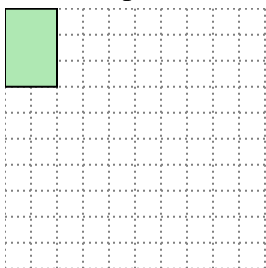
- 1) The rectangle below has the dimensions 2×6 . Create a rectangle with the same area, but a different perimeter.




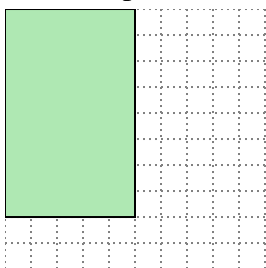
- 2) The rectangle below has the dimensions 2×2 . Create a rectangle with the same area, but a different perimeter.



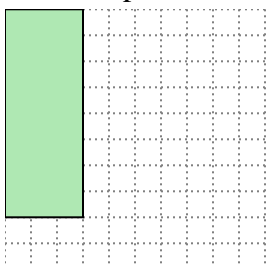
- 3) The rectangle below has the dimensions 2×3 . Create a rectangle with the same area, but a different perimeter.



- 4) The rectangle below has the dimensions 5×8 . Create a rectangle with the same area, but a different perimeter.



- 5) The rectangle below has the dimensions 3×8 . Create a rectangle with the same area, but a different perimeter.

Answers

1. _____

2. _____

3. _____

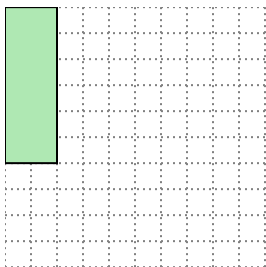
4. _____

5. _____

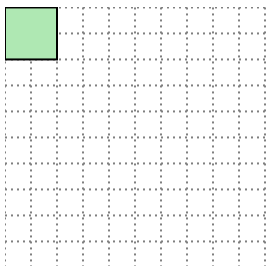


Solve each problem.

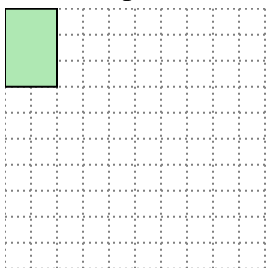
- 1) The rectangle below has the dimensions 2×6 . Create a rectangle with the same area, but a different perimeter.




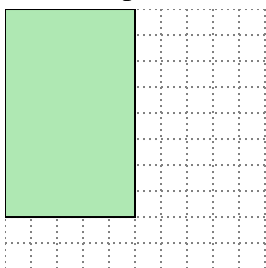
- 2) The rectangle below has the dimensions 2×2 . Create a rectangle with the same area, but a different perimeter.



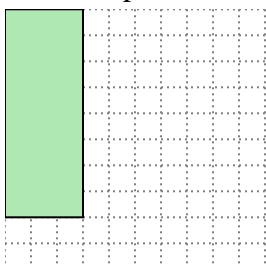
- 3) The rectangle below has the dimensions 2×3 . Create a rectangle with the same area, but a different perimeter.



- 4) The rectangle below has the dimensions 5×8 . Create a rectangle with the same area, but a different perimeter.



- 5) The rectangle below has the dimensions 3×8 . Create a rectangle with the same area, but a different perimeter.

Answers1. 3x42. 1x43. 1x64. 4x105. 4x6