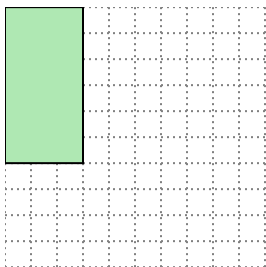


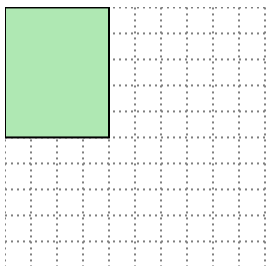


Solve each problem.

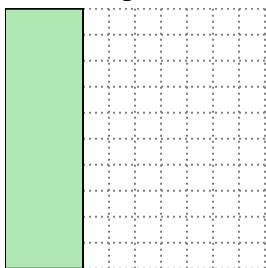
- 1) The rectangle below has the dimensions 3×6 . Create a rectangle with the same area, but a different perimeter.



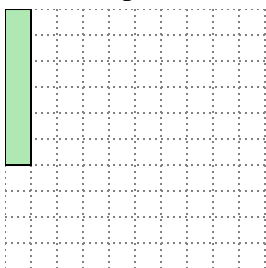
- 2) The rectangle below has the dimensions 4×5 . Create a rectangle with the same area, but a different perimeter.



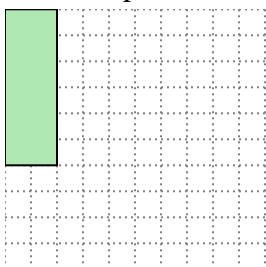
- 3) The rectangle below has the dimensions 3×10 . Create a rectangle with the same area, but a different perimeter.



- 4) The rectangle below has the dimensions 1×6 . Create a rectangle with the same area, but a different perimeter.



- 5) The rectangle below has the dimensions 2×6 . Create a rectangle with the same area, but a different perimeter.

**Answers**

1. _____

2. _____

3. _____


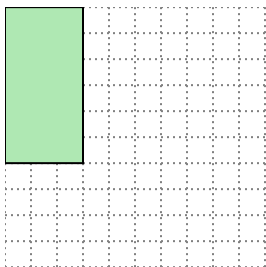
4. _____

5. _____

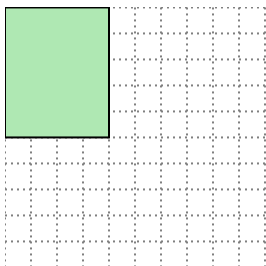


Solve each problem.


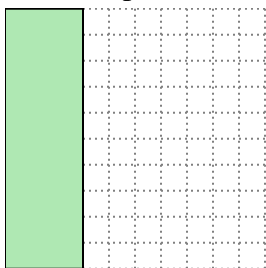
- 1) The rectangle below has the dimensions 3×6 . Create a rectangle with the same area, but a different perimeter.

 2×9

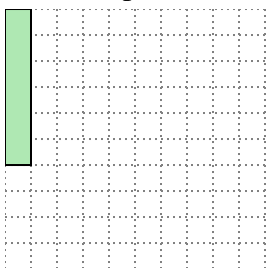
- 2) The rectangle below has the dimensions 4×5 . Create a rectangle with the same area, but a different perimeter.

 2×10

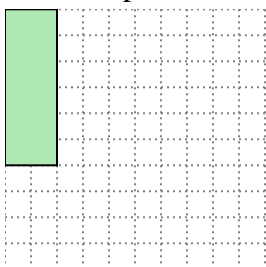
- 3) The rectangle below has the dimensions 3×10 . Create a rectangle with the same area, but a different perimeter.

 5×6

- 4) The rectangle below has the dimensions 1×6 . Create a rectangle with the same area, but a different perimeter.

 2×3

- 5) The rectangle below has the dimensions 2×6 . Create a rectangle with the same area, but a different perimeter.

 3×4 Answers1. 2×9 2. 2×10 3. 5×6 4. 2×3 5. 3×4