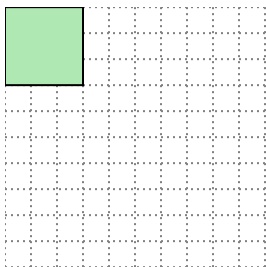


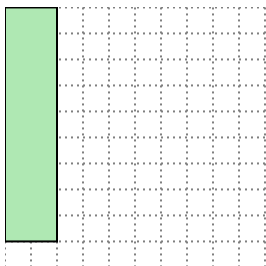


Solve each problem.

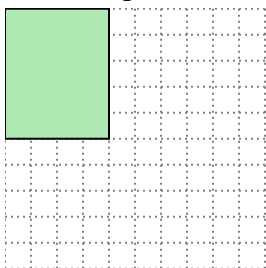
- 1) The rectangle below has the dimensions  $3 \times 3$ . Create a rectangle with the same area, but a different perimeter.



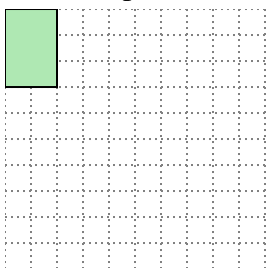
- 2) The rectangle below has the dimensions  $2 \times 9$ . Create a rectangle with the same area, but a different perimeter.



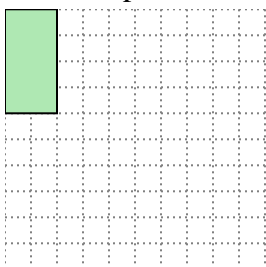
- 3) The rectangle below has the dimensions  $4 \times 5$ . Create a rectangle with the same area, but a different perimeter.



- 4) The rectangle below has the dimensions  $2 \times 3$ . Create a rectangle with the same area, but a different perimeter.



- 5) The rectangle below has the dimensions  $2 \times 4$ . Create a rectangle with the same area, but a different perimeter.



### Answers

1. \_\_\_\_\_

2. \_\_\_\_\_

3. \_\_\_\_\_


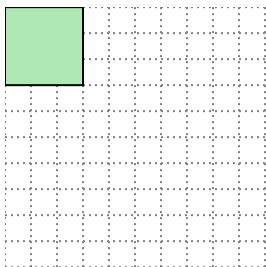
4. \_\_\_\_\_

5. \_\_\_\_\_

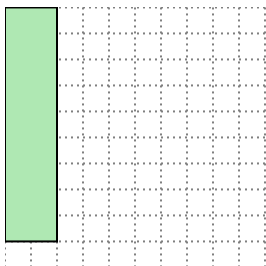


Solve each problem.


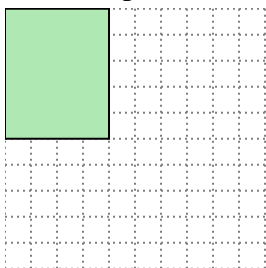
- 1) The rectangle below has the dimensions  $3 \times 3$ . Create a rectangle with the same area, but a different perimeter.

 $1 \times 9$ 

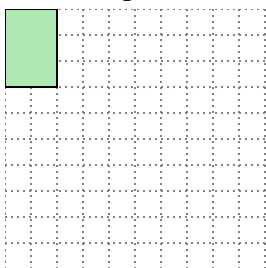
- 2) The rectangle below has the dimensions  $2 \times 9$ . Create a rectangle with the same area, but a different perimeter.

 $3 \times 6$ 

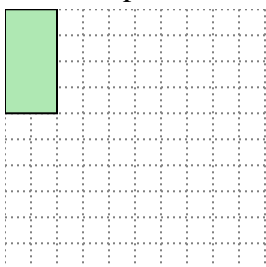
- 3) The rectangle below has the dimensions  $4 \times 5$ . Create a rectangle with the same area, but a different perimeter.

 $2 \times 10$ 

- 4) The rectangle below has the dimensions  $2 \times 3$ . Create a rectangle with the same area, but a different perimeter.

 $1 \times 6$ 

- 5) The rectangle below has the dimensions  $2 \times 4$ . Create a rectangle with the same area, but a different perimeter.

 $1 \times 8$ Answers1.  $1 \times 9$ 2.  $3 \times 6$ 3.  $2 \times 10$ 4.  $1 \times 6$ 5.  $1 \times 8$