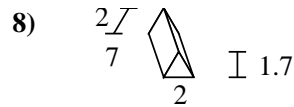
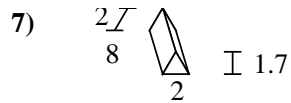
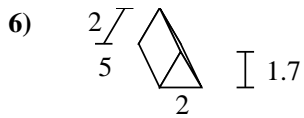
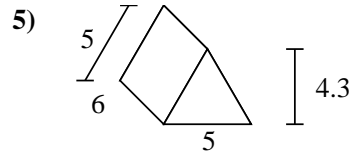
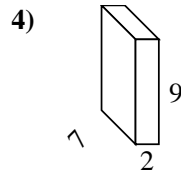
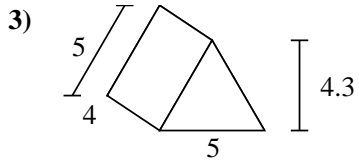
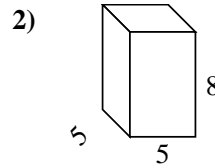
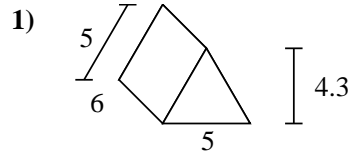
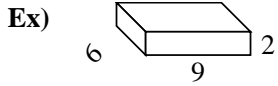




Find the surface area of each figure. Units are in cm (not to scale).



Answers

Ex. 168 cm<sup>2</sup>

1. \_\_\_\_\_

2. \_\_\_\_\_

3. \_\_\_\_\_

4. \_\_\_\_\_

5. \_\_\_\_\_


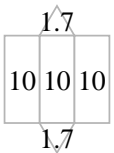
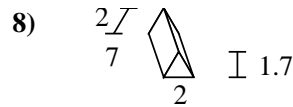
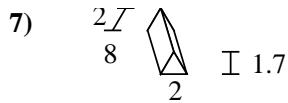
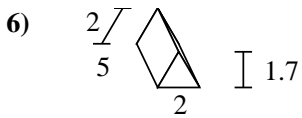
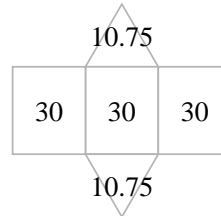
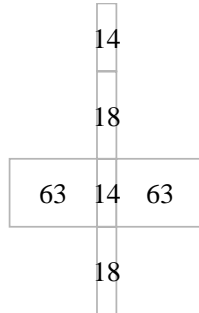
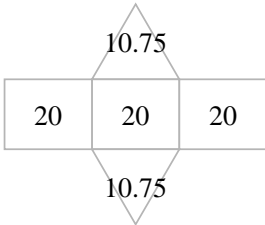
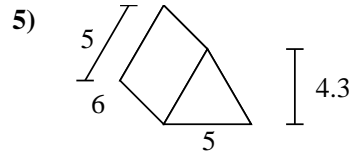
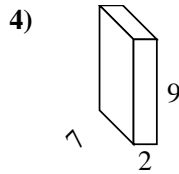
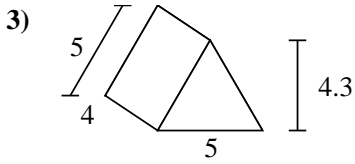
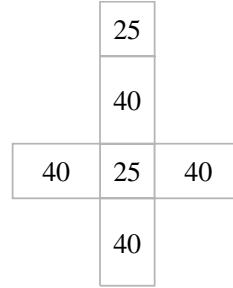
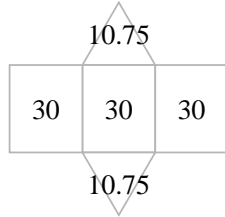
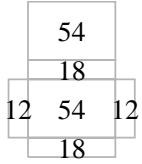
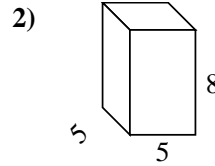
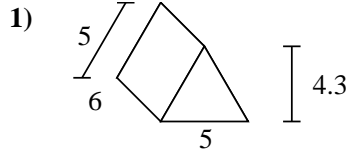
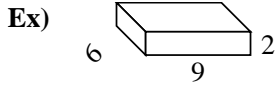
6. \_\_\_\_\_

7. \_\_\_\_\_

8. \_\_\_\_\_



Find the surface area of each figure. Units are in cm (not to scale).



Answers

Ex. 168 cm<sup>2</sup>

1. 111.5 cm<sup>2</sup>

2. 210 cm<sup>2</sup>

3. 81.5 cm<sup>2</sup>

4. 190 cm<sup>2</sup>

5. 111.5 cm<sup>2</sup>

6. 33.4 cm<sup>2</sup>

7. 51.4 cm<sup>2</sup>

8. 45.4 cm<sup>2</sup>